

**DENDIA**  
DENTAL INSTRUMENTS

*...the first step  
to a perfect smile*



**DENTALINSTRUMENTE**

DENTAL INSTRUMENTS  
INSTRUMENTS DENTAIRE  
INSTRUMENTAL DENTAL

*Edition 2024*

**DENDIA**  
DENTAL INSTRUMENTS



*...the first step  
to a perfect smile*

## INTRODUCTION

EINLEITUNG | INTRODUCTION | INTRODUCCIÓN

002

**ABOUT DENDIA**

ÜBER DENDIA  
SOBRE DENDIA  
À PROPOS DE DENDIA

004

**GENERAL INFORMATION**

ALLGEMEINE INFORMATIONEN  
INFORMATIONS GÉNÉRALES  
INFORMACIÓN GENERAL

## PRAXIS

DENTISTRY | CABINET | CLINICA

010

**DICA DIAMOND**

DICA DIAMANT  
DIAMANTS DICA  
DIAMANTES DICA

064

**POLISHER**

POLIERER  
POLISSOIRS  
PULIDORES

042

**CARBIDE**

HARTMETALL  
CARBURE  
CARBURO

76

**ORTHO-DONTICS**

KIEFERORTHOPÄDIE  
ORTHODONTIE  
ORTODONTICA

052

**STEEL**

STAHL  
ACIER  
ACERO

080

**SURGERY**

CHIRURGIE  
CHIRURGIE  
CIRUGÍA

056

**ABRASIVES**

SCHLEIFKÖRPER  
ABRASIFS  
ABRASIVOS

090

**KITS**

KITS  
KITS  
KITS

## LABOR

LABORATORY | LABORATOIRE | LABORATORIO

096

**DICA DIAMOND**

DICA DIAMANT  
DIAMANTS DICA  
DIAMANTES DICA

128

**STEEL**

STAHL  
ACIER  
ACERO

110

**CARBIDE**

HARTMETALL  
CARBURE  
CARBURO

134

**ABRASIVES**

SCHLEIFKÖRPER  
ABRASIFS  
ABRASIVOS

150

**POLISHER**

POLIERER  
POLISSOIRS  
PULIDORES

168

**KITS**

KITS  
KITS  
KITS

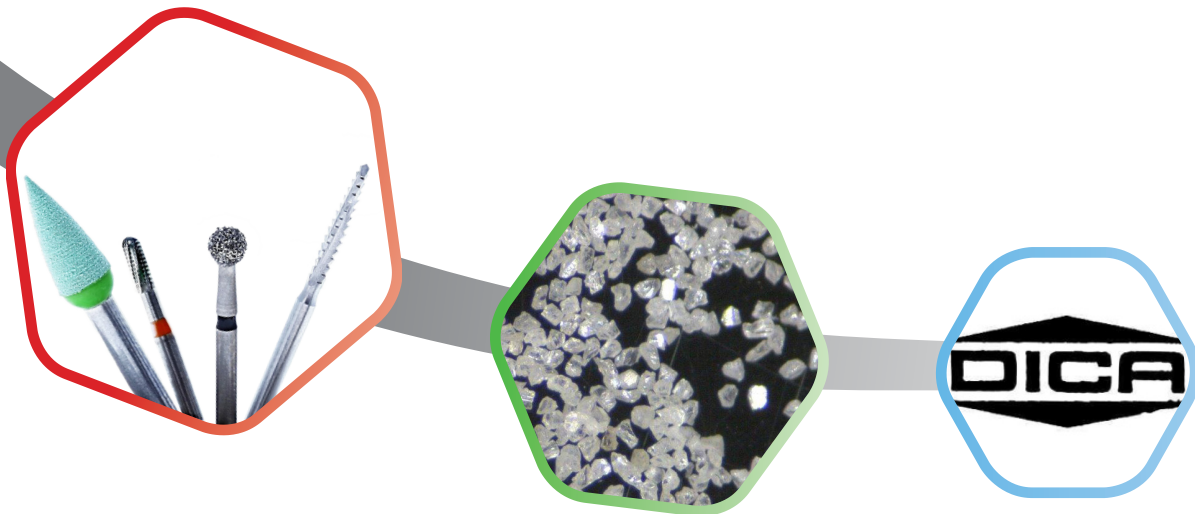
170

**APPLICATION AND SAFETY INSTRUCTIONS**

ANWENDUNGS- UND SICHERHEITSHINWEISE  
INSTRUCTIONS D'UTILISATION ET CONSIGNES DE SÉCURITÉ  
INSTRUCCIONES DE SEGURIDAD Y APLICACIONES

## ABOUT DENDIA

ÜBER DENDIA | SOBRE DENDIA | À PROPOS DE DENDIA



## DENDIA

**EN:** Since 1947 customers rely on the high-quality products made by Dendia. A high level of technical competence in connection with modern production methods and high-quality standards are the basis for the satisfaction of our customers.

Our wide product range containing all types of rotary instruments covers the needs of dentists and dental technicians all over the world.

Close and individually coordinated cooperation with our global partners as well as mutual trust are our keys to success on the market.

As a manufacturer of class IIa medical products Dendia of course is certified according to DIN EN ISO 13485:2016 and RL 93/42/EWG.

**DE:** Seit 1947 verlassen sich Kunden auf die hochwertigen Produkte von Dendia. Ein hohes Maß an technischer Kompetenz in Verbindung mit modernen Produktionsmethoden und hohen Qualitätsstandards sind die Basis für die Zufriedenheit unserer Kunden.

Unsere breite Produktpalette mit allen Arten von rotierenden Instrumenten deckt den Bedarf von Zahnärzten und Zahntechnikern auf der ganzen Welt. Die enge und individuell abgestimmte Zusammenarbeit mit unseren globalen Partnern sowie gegenseitiges Vertrauen sind unser Schlüssel zum Erfolg am Markt.

Als Hersteller von Medizinprodukten der Klasse IIa ist Dendia selbstverständlich nach DIN EN ISO 13485:2016 und RL 93/42/EWG zertifiziert.

**ES:** Los clientes confían en los productos de alta calidad de Dendia desde 1947. Un alto nivel de competencias técnicas combinado con métodos de producción modernos y elevados estándares de calidad son la base de la satisfacción de nuestros clientes.

Nuestra amplia gama de productos con todo tipo de instrumentos rotativos cubre las necesidades de los odontólogos y técnicos dentales de todo el mundo. La cooperación estrecha y coordinada con nuestros partners mundiales, así como la confianza recíproca, son la clave de nuestro éxito en el mercado.

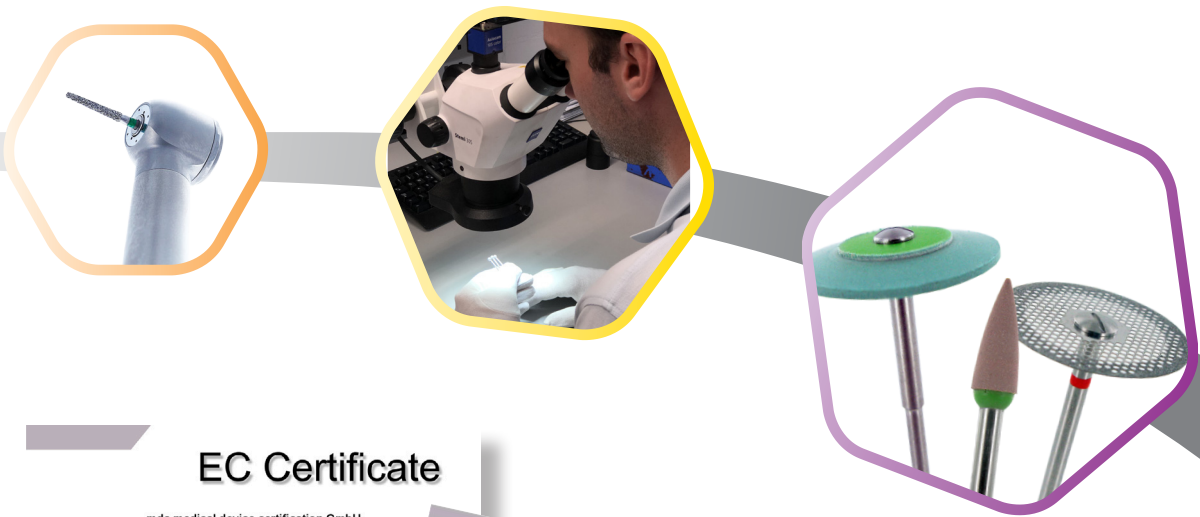
Como fabricante de productos sanitarios de clase IIa, Dendia está, por supuesto, certificada según la norma DIN EN ISO 13485:2016 y el RL 93/42/CEE.

**FR:** Depuis 1947, les clients comptent sur les produits de haute qualité de Dendia. Un haut niveau de compétence technique combiné à des méthodes de production modernes et des normes de qualité élevées sont à la base de la satisfaction de nos clients.

Notre large gamme de produits comprenant tous les types d'instruments rotatifs couvre les besoins des dentistes et des prothésistes dentaires du monde entier. La collaboration proche et individuelle avec nos partenaires mondiaux ainsi que la confiance mutuelle sont la clé de notre succès sur le marché.

En tant que fabricant de dispositifs médicaux de la classe IIa, Dendia est bien sûr certifiée selon DIN EN ISO 13485:2016 et RL 93/42/CEE.

  
Dellagiacomma Ricardo



## EC Certificate

mdc medical device certification GmbH  
 Notified Body 0433  
 herewith certifies that

**Dendia GmbH**  
 Reichsstraße 126  
 6800 Feldkirch  
 Austria

for the scope  
 rotary instruments for dentistry applications  
 (see attachments)  
 has introduced and applies a  
**Quality System**  
 for the design, manufacture and final inspection.

The mdc audit has proven that this quality system  
 meets all requirements according to

**Annex II – excluding Section 4**  
**of the Council Directive 93/42/EEC**  
 of 14 June 1993 concerning medical devices.

The surveillance will be held as specified in Annex II, Section 6

Valid from	2018-08-28
Valid until	2024-05-28
Registration no.	D400900008
Report no.	P18-0286-111217
Stuttgart	2018-08-28

*[Signature]*  
 Head of Certification Body



mdc medical device certification GmbH  
 Kriegerstraße 8  
 D-70191 Stuttgart, Germany  
 Phone: +49 (0)711 263697-0  
 Fax: +49(0)711-263697-10  
 Internet: <http://www.mdc-co.de>




# GENERAL INFORMATION

ALLGEMEINE INFORMATIONEN | INFORMATIONS GÉNÉRALES | INFORMACIÓN GENERAL

## ISO-NUMBER

ISO NUMBER | NUMÉRO ISO | NÚMERO ISO



A	BC	D	E
<b>Werkstoff des Arbeitsteils</b> Material of working part / Matériau de la pièce de travail / Material de la parte activa	<b>Schaftart und Gesamtlänge</b> Shank type and total length / Type de tige et longueur totale / Tipo de vástago y longitud total	<b>Form und Korngröße des Arbeitsteils</b> Shape and design of working part / Forme et réalisation de la pièce de travail / Forma y diseño de la parte activa	<b>Grösster Durchmesser des Arbeitsteils in <math>\frac{1}{10}</math> mm</b> Biggest diameter of working part in $\frac{1}{10}$ mm / Le plus grand diamètre de la pièce de travail en $\frac{1}{10}$ mm / Diámetro mayor de la pieza en $\frac{1}{10}$ mm
<b>Beispiel</b> Example / Exemple / Ejemplo			
<b>Diamant</b> Diamond / Diamant / Diamante	<b>FG</b>	<b>Ei, mittel</b> Egg, medium / Oeuf, moyen / huevo, mediano	<b>018</b>
↓	↓	↓	↓
<b>806</b>	<b>314</b>	<b>277 524</b>	<b>018</b>
<b>= 806 314 277 524 018</b>			

## THE RIGHT WAY TO ORDER

SO BESTELLEN SIE RICHTIG | POUR COMMANDER CORRECTEMENT | CODIFICACIÓN CORRECTA PARA LOS PEDIDOS

**Beispiel**  
 Example  
 Exemple  
 Ejemplo

**827** (464)

FIG	SHANK	ISO	Ø
827EF	FG	806 314 464 504 ...	018
L MM			4,0
			5
APPLICATION			

FIG	Körnung	SHANK	Ø
Figur Figure Figure Figura	Grain Grain Grain Grano	Schaft Shank Tige Mango	Durchmesser Diameter Diamètre Diámetro
<b>827EF</b>	<b>+</b>	<b>FG</b>	<b>+</b> <b>018</b>

### ALLGEMEINE SYMBOLE

General symbols / Symboles générales / Indicaciones general



**Farbcodierung Ringe**

Colourcode / Code couleur / Código de colores



**Durchmesser**

Diameter / Diamètre / Diámetro



**Verpackungseinheit**

Packaging unit / Unité d'emballage / Cantidad de empaque



**Drehzahlempfehlung**

Recommended speeds / Vitesse de rotation recommandée / Números de revoluciones recomendados



**Diamantpolierer**

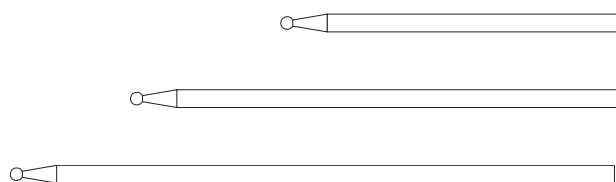
diamond polishers / polissoirs diamantés / pulidor diamantado

## TYPES OF SHANKS

SCHAFTARTEN | TYPES DE TIGES | TIPOS DE MANGOS

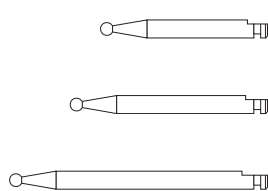
**\* Die Gesamtlängen der Instrumente können je nach Arbeitsteil leit variieren.**

The total length of instruments can be shorter or longer according to type of working part.  
En fonction du type de construction, les longueurs totales des instrumets peuvent être plus courtes ou plus longues.  
Las longitudes totales de los instrumentos pueden ser más cortas ó más largas según tipo de construcción.



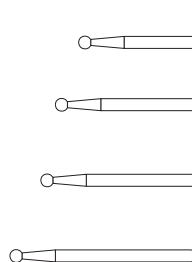
↔*	ISO	Ø	SHANK Schaft / Utilisation / Utilización
44,5 mm	104	HP	Straight Handpiece Handstück / Pièce à main / Pieza de mano
65 mm	105	HPL	
80 mm	106	HPXL	

↔*	ISO	Ø	SHANK Schaft / Utilisation / Utilización
----	-----	---	--



22 mm	204	RA	Right Angle - low speed Winkelstück / Contre angle / Contrángulo
26 mm	205	RAL	
34 mm	206	RAXL	

↔*	ISO	Ø	SHANK Schaft / Utilisation / Utilización
----	-----	---	--



16,5 mm	313	FGS	Friction Grip - high speed Turbine / Turbine / Turbina
19 mm	314	FG	
21 mm	315	FGL	
25 mm	316	FGXL	

## SYMBOLS

SYMBOLE | SYMBOLES | INDICACIONES

### ZAHNHEILKUNDE

Dentistry / Odontologie / Odontología



#### Prophylaxe

Prophylaxis / Prophylaxie / Profilaxis



#### Kieferorthopädie

Orthodontics / Orthodontie / Ortodoncia



#### Kieferchirurgie

Oral surgery / Chirurgie dentaire / Cirugía maxilofacial



#### Implantologie

Oral implantology / Implantologie / Implantología



#### Stiftsystem

Pin system / Système de tiges / Sistema de espigas

### DESINFEKTION & STERILISATION

Disinfection & Sterilization / Désinfection & Stérilisation / Desinfección & Esterilización



#### Autoklav mit 135°C

Autoclave operating at 135°C / Autoclave avec 135°C / Autoclave a 135°C



#### Thermodesinfektor

Thermodesinfector / Thermodesinfecteur / Desinfectador térmico



#### Ultraschall

Ultrasonics / Ultrason / Ultrasonido



#### Bohrerbad

Drill bath / Bain pour fraises / Baño para fresas

### ZAHNBEHANDLUNG

Dental treatment / Soins dentaires / Tratamiento dental



#### Kavitätenpräparation

Preparation of cavities / Préparation des cavités / Preparación de cavidades



#### Ausbohren alter Füllungen

Removal of old fillings / Percage des obturations / Remoción de obturaciones viejas



#### Füllungsbearbeitung

Treatment of fillings / Traitement des obturations / Acabado de obturaciones



#### Kronenpräparation

Preparation of crowns / Préparation des couronnes / Preparación de coronas



#### Kronentrennung

Cutting of crowns / Séparation des couronnes / Separación de coronas



#### Wurzelkanalaufbereitung

Treatment of root-canal / Traitement du canal radiculaire / Preparación de conductos radiculares



#### Wurzelglättung

Smoothing of tooth roots / Lissage des racines dentaires / Alisado radicular

### ZAHNLABOR

Dental laboratory / Labo dentaire / Laboratorio dental



#### Feinwerktechnik

Laboratory precision technique / Mécanique de précision dentaire / Prótesis de precisión



#### Modellgusstechnik

Model casting technique / Technologie des couées sur modèle / Técnica de esqueleticos



#### Modellherstellung

Model casting / Fabrication des modèles / Confección de modelos



#### Kunststofftechnik

Acrylic technique / Technologie des résines / Técnica de acrílico



#### Kronen- und Brückentechnik

Crown and bridge technique / Technologie des couronnes et des bridges / Técnica de coronas y puentes



#### Verblend- und Keramiktechnik

Veneer and ceramic technique / Technologie de recouvrement et de la céramique / Técnica de revestimiento y cerámica

# GENERAL INFORMATION

ALLGEMEINE INFORMATIONEN | INFORMATIONS GÉNÉRALES | INFORMACIÓN GENERAL

## RECOMMENDED SPEEDS

DREHZAHLEMPFEHLUNG | VITESSE DE ROTATION RECOMMANDÉE | NÚMERO DE REVOLUCIONES RECOMENDADOS

### PRAXIS

Dentistry | Cabinet | Clínica

GRÖSSE Size   Taille   Tamaño	DIAMANTEN UND HARTMETALL <i>Diamonds &amp; Carbides / Diamanté &amp; Carbure / Diamante &amp; Carburo</i>		STAHL <i>Steel / Acier / Acero</i>	SCHLEIFKÖRPER <i>Abrasives / brasifs / Abrasivos</i>	
	Turbine FG <i>Friction Grip / Turbine / Turbina</i>	Winkelstück RA <i>Right Angle / Contre-Angles CA/ Contraángulo CA</i>	Winkelstück RA <i>Right Angle / Contre-Angles CA/ Contraángulo CA</i>	Turbine FG <i>Friction Grip / Turbine / Turbina</i>	Winkelstück RA <i>Right Angle / Contre-Angles CA/ Contraángulo CA</i>
	min <sup>-1</sup>				
005	300.000	45.000	30.000 - 40.000		
006					
007					
008					
009	280.000	20.000	20.000 - 35.000		
010					
012					
014					
016					
018					
021					
023	190.000	15.000	12.000 - 20.000	80.000 - 100.000	
025					
027					
028					
029					
030					
031					
033					
035					
037					
040	120.000	10.000			15.000 - 25.000
042					
045					
047					
050					
055					
060					
065					
070					
075					
080	100.000				
085					
090					
095					
100					
110					
120					
130					
140					
150					
160	80.000				
170					
180					
190					
200					
220					



## RECOMMENDED SPEEDS

DREHZAHLEMPFEHLUNG | VITESSE DE ROTATION RECOMMANDÉE | NÚMERO DE REVOLUCIONES RECOMENDADOS

→ Hierbei handelt es sich um generelle Richtdrehzahlen, spezifisch empfohlene Drehzahlen befinden sich bei den produktbezogenen Informationen.

Die Überschreitung der aufgeführten Drehzahlen kann zu einer Beeinträchtigung der Leistungsfähigkeit der Produkte und/oder zu einer Gefährdung des Patienten bzw. Anwenders führen. Die Auswahl der Arbeitsdrehzahl für einen konkreten Anwendungsfall richtet sich insbesondere auch nach dem jeweils zu bearbeitenden Material, dem verwendeten Instrumentenantrieb sowie den maximalen Anpresskräften und liegt im Ermessen des Anwenders.

→ *The recommended speed are a theoretical value, you can find the specific recommended speed in the product-related information.*

*To over exceed the given rotation speed can lead to impairment of the efficiency of the products and/or be of danger for the patient as well as the user. The choice of the working speed for a specific application case is determined by the material subsequently to be used, the instrument power, and the maximal down force pressure ultimately decided upon by the user.*

→ *Il s'agit ici de vitesses de rotation indicatives générales, vous trouverez les vitesses de rotation recommandées spécifiques dans les informations relatives au produit.*

*Le dépassement des vitesses de rotation indiquées peut nuire aux performances des produits et/ou mettre en danger le patient ainsi que l'utilisateur. Le choix de la vitesse de rotation de travail pour un cas concret dépend également du matériau à travailler, du dispositif d'entraînement de l'instrument utilisé ainsi que des forces de pression maximales et relève de l'appréciation de l'utilisateur.*

→ *Las revoluciones recomendadas orientativa en cada caso es un valor teórico, las velocidades orientativas recomendadas se encuentran en los folletos informativos de los productos.*

*Revoluciones superiores a los límites recomendados pueden perjudicar la eficacia de los instrumentos y/o llevar a daños al paciente respectivamente al usuario. La velocidad de trabajo para una aplicación concreta depende también del material que se elabora, de la pieza de mano que se usa así como de la máxima presión de trabajo y del criterio del profesional.*

MUND-, KIEFER & GESICHTSCHIRURGIE <i>Oral &amp; Maxillofacial Surgery / Chirurgie maxillofaciale / Cirugía buco-maxilofacial</i>	EMPFOHLEN <i>Recommended / Recommandés / Recomendad</i>	MAXIMAL <i>Maximum / Maximale / Máximo</i>
Handstück HP <i>Handpiece / Pièce a main / Pieza de mano</i>	6'000 – 10'000 min <sup>-1</sup>	40'000 – 50'000 min <sup>-1</sup>
Winkelstück RA <i>Right Angle RA / Contre-Angles RA / Contraángulo RA</i>	6'000 – 10'000 min <sup>-1</sup>	40'000 – 50'000 min <sup>-1</sup>
Turbine FG <i>Friction Grip FG / Turbine FG / Turbina FG</i>	80'000 min <sup>-1</sup>	100'000 – 200'000 min <sup>-1</sup>

### LABOR


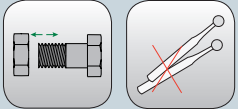

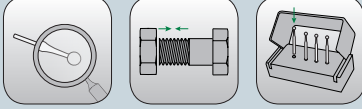
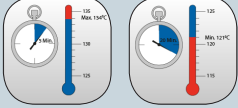

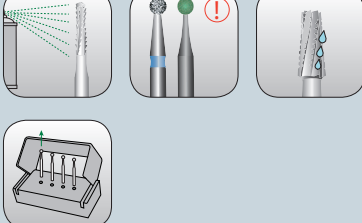
Laboratory | Laboratoire | Laboratorio

GRÖSSE <i>Size   Taille   Tamaño</i>	DIAMANTEN UND HARTMETALL <i>Diamonds &amp; Carbides / Diamanté &amp; Carbone / Diamante &amp; Carbuo</i>	GRÖSSE <i>Size   Taille   Tamaño</i>	STAHL <i>Steel / Acier / Acero</i>	GRÖSSE <i>Size   Taille   Tamaño</i>	SCHLEIFKÖRPER <i>Abrasives / brasis / Abrasivos</i>
Handstück HP <i>Straight Handpiece HP / Pièce à main PM / Pieza de mano PM</i>					
min <sup>-1</sup>					
005 - 012	45.000	005 - 014	30.000 - 40.000		
013 - 025	20.000	016 - 020	20.000 - 35.000	020 - 085	12.000 - 30.000
026 - 060	15.000	021 - 040	12.000 - 20.000	090 - 120	10.000 - 20.000
		041 - 080	8.000 - 11.000		
065 - 160	14.000	081 - 100	5.000 - 6.500	130 - 170	6.000 - 12.000
				180 - 220	4.000 - 8.000
190	12.000				
220 - 300	10.000				
450	8.000				

# CLEANING PROCEDURE OF MEDICAL PRODUCTS

REINIGUNG VON MEDIZINPRODUKTEN | NETTOYAGE DES PRODUITS MÉDICAUX |  
PROCEDIMIENTO DE LIMPIEZA DE LOS PRODUCTOS MÉDICOS


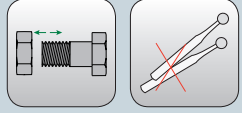

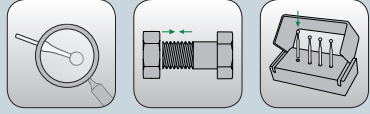
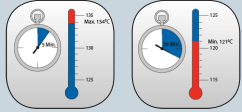

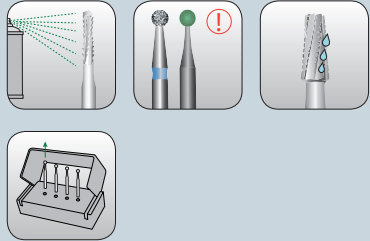
Neue Instrumente werden unsteril geliefert sofern nicht speziell ausgewiesen. Diese müssen vor dem ersten Gebrauch aufbereitet werden!

<p><b>1. Vorbehandlung</b></p> <ul style="list-style-type: none"> <li>Nach der Anwendung der Instrumente (spätestens nach 2 St) müssen grobe Verunreinigungen mit fließendem Wasser oder einer Desinfektionsmittellösung (aldehydfrei, geprüfte Wirksamkeit, für die Produkte geeignet und kompatibel - vorzugsweise DENDIA Quick-n-Clean) entfernt werden</li> </ul>	
<p><b>2a. Reinigung und Desinfektion</b></p> <ul style="list-style-type: none"> <li>Kombinierte Reinigungs-Desinfektionsmittel nach Möglichkeit nicht einsetzen</li> <li>Produkte zerlegen</li> <li>Die Instrumente in ein Reinigungs- &amp; Desinfektionsbad (vorzugsweise DENDIA Quick-n-Clean) für die vorgegebene Reinigungszeit und bei entsprechender Konzentration einlegen. Die Instrumente dürfen sich dabei nicht berühren!</li> <li>Instrumente mit Lumen (Innenkühlung, Bohrungen) mehrmals zu Beginn und zum Ende der Einwirkzeit mit Einmalspritze und Kanüle spülen</li> <li>Die Instrumente entnehmen und mind. 3x gründlich mit sterilem oder keimarmen und endotoxinarmem destilliertem Wasser spülen</li> <li>Die Instrumente auf Beschädigungen und Restverunreinigungen kontrollieren</li> <li>Produkte durch Ab-/Ausblasen mit Druckluft trocknen (Zum Trocknen mit Druckluft muss gefilterte Luft eingesetzt werden)</li> <li>Produkte verpacken</li> </ul>	
<p><b>2b. Reinigung und Desinfektion</b></p> <ul style="list-style-type: none"> <li>Der Desinfektor muss eine geprüfte Wirksamkeit besitzen</li> <li>Instrumente so weit wie möglich zerlegen</li> <li>die Instrumente in den Desinfektor einlegen wobei sie sich dabei nicht berühren dürfen</li> <li>Programm starten (nach Möglichkeit soll ein geprüftes Programm zur thermischen Desinfektion verwendet werden)</li> <li>Produkte nach dem Programmende aus dem Desinfektor entnehmen</li> <li>Produkte möglichst umgehend nach der Entnahme kontrollieren und verpacken</li> <li>Wartungen des Desinfektors einhalten. zum Trocknen gefilterte Luft einsetzen, zum Nachspülen nur steriles oder keimarmes sowie endotoxinarmes Wasser einsetzen</li> </ul>	
<p><b>3. Kontrolle, Wartung, Verpackung</b></p> <ul style="list-style-type: none"> <li>Die Instrumente nochmals einer Sichtprüfung auf Korrosion, beschädigte Oberflächen / blanke Stellen, stumpfe oder ausgebrochene Schneiden / Absplitterungen, Formschäden und Verschmutzungen prüfen und beschädigte Instrumente aussondern.</li> <li>Noch verschmutzte Produkte erneut reinigen</li> <li>Gereinigte und desinfizierte Produkte in den zugehörigen Bohrerständer / das zugehörige Sterilisationstray und Produkte bzw. Ständer in Einmalsterilisationsverpackungen verpacken</li> </ul>	
<p><b>4. Sterilisation</b></p> <ul style="list-style-type: none"> <li>Dampfsterilisation: fraktioniertes Vakuumverfahren oder Gravitationsverfahren</li> <li>Max. Sterilisationstemperatur: 134°C</li> <li>3 min bei max. 132°C / 134°C sterilisieren. Trocknungszeit 20 min bei Prioneninaktivierung sind 18 min bei 134°C erforderlich.</li> </ul>	
<p><b>5. Lagerung</b></p> <ul style="list-style-type: none"> <li>Die Instrumente müssen trocken und staubfrei in der Sterilisationsverpackung gelagert werden, die Haltbarkeit ist zu beachten</li> </ul>	
<p><b>i</b></p> <ul style="list-style-type: none"> <li>Neue unsteril gelieferte Instrumente müssen vor Erstgebrauch aufbereitet werden.</li> <li>Instrumente aus Werkzeugstahl sind ohne entsprechende Vorbehandlung nicht für die Sterilisation geeignet.</li> <li>Bei nicht korrosionsschutzten (Stahl)Instrumenten müssen Desinfektions- und Reinigungsmittel mit Korrosionsschutz verwendet werden und entsprechend mit Rostschutzspray vor der Sterilisation vorbereitet werden.</li> <li>Achten Sie zudem darauf, dass Instrumente aus unterschiedlichen Materialien niemals zusammen wiederaufbereitet werden sollten.</li> <li>Besondere Sorgfalt gilt der Reinigung der Schleiffläche der Instrumente, wobei alle Rückstände in der Schleiffläche gegebenenfalls mit einer Bürste entfernt werden müssen.</li> <li>Bei stark verschmutzten Instrumenten sollte die Reinigung mittels Ultraschall erfolgen.</li> <li>Bei allen Arbeiten mit verschmutzten Instrumenten müssen immer Handschuhe getragen werden.</li> <li>Bohrerständer / Instrumententrays:             <ul style="list-style-type: none"> <li>Die Reinigung und Desinfektion erfolgt nur ohne Produktbestückung (Produkte dürfen nicht im Bohrerständer / Instrumententray gereinigt und desinfiziert werden.</li> <li>Instrumente und Bohrerständer aus Leicht-/Buntmetall (z.B.: Aluminium)sind nicht zur Reinigung im Desinfektor RDG geeignet.</li> </ul> </li> <li>Bei Sterilisatoren und Desinfektoren unbedingt die Bedienungsanleitung und Wartungsvorgaben des Geräteherstellers einhalten!</li> <li>Die Benutzungshinweise, Einwirkdauer und Eignung von Desinfektions- und Reinigungssubstanzen für bestimmte Instrumentenarten sind den Angaben der Hersteller dieser Mittel zu entnehmen.</li> </ul>	
<p>Es handelt sich um eine zusammenfassende Darstellung unserer detaillierten Wiederaufbereitungshinweise. Diese finden Sie auf unserer Internetseite, in unserem Katalog auf Seite 218 und gerne senden wir Ihnen diese auch auf Anfrage zu.</p>	

# CLEANING PROCEDURE OF MEDICAL PRODUCTS

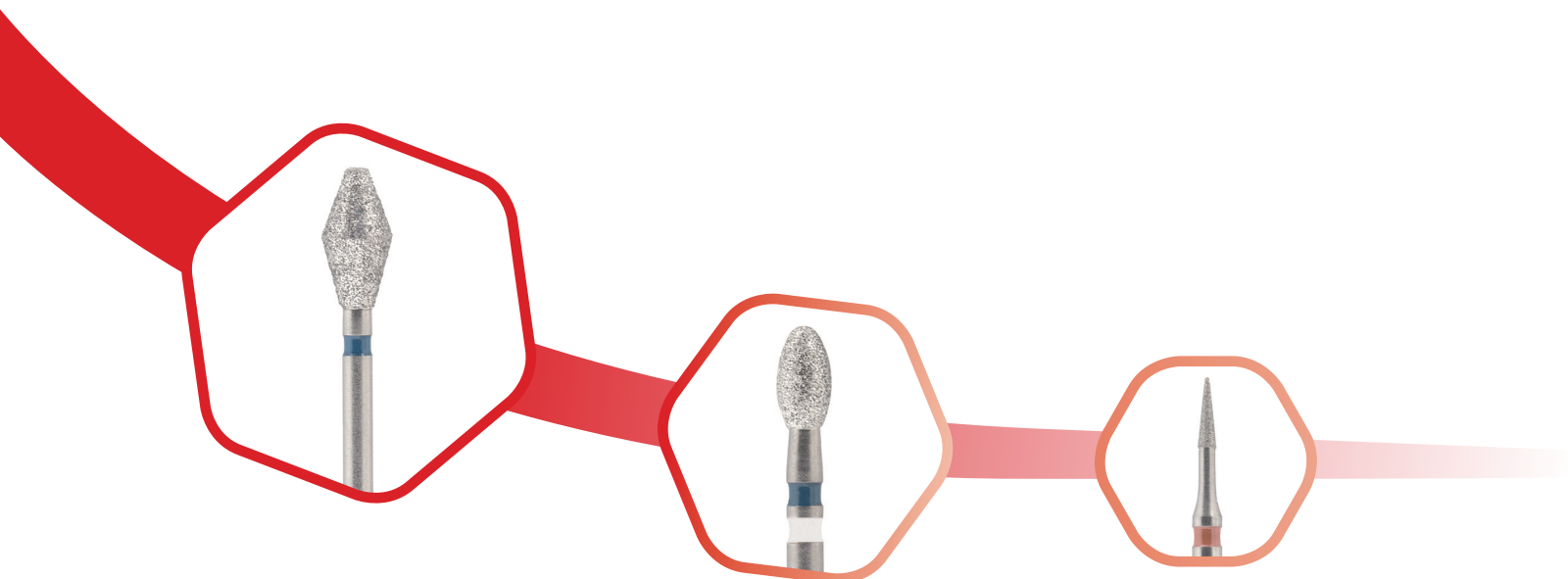
REINIGUNG VON MEDIZINPRODUKTEN | NETTOYAGE DES PRODUITS MÉDICAUX |  
PROCEDIMIENTO DE LIMPIEZA DE LOS PRODUCTOS MÉDICOS

Newly delivered unsterile instruments must be prepared accordingly before first use!

1. Pre-treatment	
<ul style="list-style-type: none"> <li>› Abrasive impurities need to be removed from the products directly after use (within two hours maximum). To do so, use running water or a disinfectant solution (must not contain aldehydes, its effectiveness should be established, suitable and compatible for the products)</li> </ul>	
2a. Cleaning and disinfecting	
<ul style="list-style-type: none"> <li>› Disassemble the products</li> <li>› Place the disassembled products in the cleaning bath for the prescribed contact time and concentration, take care that the products do not touch each other</li> <li>› Products with lumen: rinse all instrument lumens 5 times at the beginning and or at the end of the contact time using a disposal syringe and a cannula</li> <li>› Take the products out of the cleaning bath and rinse at least 3 times thoroughly with water</li> <li>› Check the products</li> <li>› Dry the products by blowing them dry using filtered pressurised air (Use only filtered air for drying and water that is either sterile or low in germs and endotoxins)</li> <li>› Wrap the products</li> </ul>	
2b. Cleaning and disinfecting with disinfectant / RDG (MACHINE CLEANING)	
<ul style="list-style-type: none"> <li>› The effectiveness of the disinfectant has to be certified</li> <li>› Disassemble the products as far as possible</li> <li>› Place the disassembled products in the disinfectant and take care that the products do not touch each other</li> <li>› Start the program</li> <li>› Remove the products from the disinfectant after the program has finished</li> <li>› Check and wrap the products straight after removal if possible</li> <li>› Ensure that the disinfectant is regularly maintained and checked. Use only filtered air for drying and water that is either sterile or low in germs and endotoxins</li> </ul>	
3. Checking / Maintenance / Packaging	
<ul style="list-style-type: none"> <li>› Check the products for corrosion, damaged surfaces, bare patches, broken, chipped-off edges, deformations or impurities and eliminate damaged products. Products that are still contaminated need to be cleaned and disinfected once more</li> <li>› Re-assemble disassembled products, instrument oil must not be used</li> <li>› Arrange the cleaned and disinfected products in the dedicated bur block / sterilisation tray.</li> <li>› Wrap the products, bur blocks, sterilisation trays using disposable sterilisation packaging (disposable or double packaging) or sterilisation containers</li> </ul>	
4. Sterilisation	
<ul style="list-style-type: none"> <li>› Steam sterilisation: use of a fractional vacuum process or a gravitation process</li> <li>› Maximum sterilisation temperature 134°C (273°F)</li> <li>› At least 3 min (or 18 min at prion deactivation) at 132°C (270°F) / 134°C (273°F) and drying time of 20 min</li> </ul>	
5. Storage	
<ul style="list-style-type: none"> <li>› The products need to be stored in sterilisation wrapping in a dry and dust-free place. Please note the storage-life resulting from the validation of the sterilisation wrapping</li> </ul>	
<p><b>i</b></p> <ul style="list-style-type: none"> <li>› New unsteril supplied instruments must be prepared before first use.</li> <li>› Instruments made of tool steel are not suitable for sterilisation without an appropriate pretreatment.</li> <li>› When cleaning instruments unprotected against corrosion (like steel instruments) a corrosion-inhibiting disinfectants and cleaning agents must be used and they have to be pretreated with rust preventing spray before sterilisation.</li> <li>› Furthermore, make sure that instruments of different materials should never be reprocessed together.</li> <li>› Use particular care during the cleaning of the grinding surfaces of the instruments and ensure that all residues are removed by using a brush.</li> <li>› In case of severe contamination of the instrument, it is recommended to use an ultrasonic bath for cleaning.</li> <li>› Usage of protection gloves during work with contaminated instruments is highly recommended!</li> <li>› Bur blocks / instrument trays: <ul style="list-style-type: none"> <li>› Cleaning and disinfecting only without products being loaded (products must not be cleaned and disinfected whilst they are in the bur block / instrument tray)</li> <li>› Burblocks and other instruments made of aluminum (or other light metal) are not suitable for cleaning using a disinfectant RDG</li> </ul> </li> <li>› Please follow the manufacturer's instructions and the maintenance specifications for using of the autoclave and the disinfectant.</li> <li>› The method of use, reaction time and suitability of disinfectants and cleaning agents for certain types of instrument are covered by the manufacturers' instructions.</li> </ul>	
<p>These is a comprehensive discription of our detailed reprocessing advices. This can be found on our website, in our catalogue on page 218 and on request we'd be pleased to send you the printed information.</p>	

# DICA DIAMONDS

DICA DIAMANTEN | DIAMANTS DICA | DIAMANTES DICA









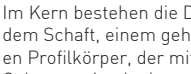
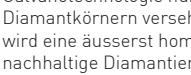


## DENTISTRY

PRAXIS | CABINET | CLINICA

## COLOUR CODE/GRAIN

FARBCODIERUNG/KÖRNRUNG | CODE COULEUR/GRAIN | CÓDIGO DE COLORES/GRANO

	FARBCODE <i>Colour code   Code couleur   Código de colores</i>	KÖRNRUNG <i>Grain   Grain   Grano</i>	ISO	KORNGRÖSSE <i>Size of grain   Grosseur des grains   Tamaño del grano</i>	ANWENDUNG <i>Application   Application   Aplicación</i>	EMPFOHLENE ANWENDUNGSBEREICHE <i>Recommended application   Domaines d'application recommandés   Aplicación recomendada</i>
	schwarzer Ring <i>black ring   bague noire   anillo negro</i>	super grob <i>super coarse   Super gros   super-grueso</i>	= SG 544	150-180 µm	Laboratory	Grobes Vorschleifen <i>Coarse pre-grinding   Dégrossissage grossier   Desbaste super rápido</i>
	schwarzer Ring <i>black ring   bague noire   anillo negro</i>	super grob <i>super coarse   Super gros   super-grueso</i>	= SG 544	150-180 µm	Laboratory/ Dentistry	Grobes Vorschleifen <i>Coarse pre-grinding   Dégrossissage grossier   Desbaste super rápido</i>
	grüner Ring <i>green ring   bague verte   anillo verde</i>	grob <i>coarse   gros   grueso</i>	= G 534	125-150 µm	Laboratory/ Dentistry	Vorschleifen <i>Pre-grinding   Dégrossissage   Desbaste rápido</i>
	blauer Ring <i>blue ring   bague bleue   anillo azul</i>	mittel <i>medium   moyen   mediano</i>	524	90-106 µm	Dentistry	Universelles Schleifen
	blauer Ring <i>blue ring   bague bleue   anillo azul</i>	mittel <i>medium   moyen   mediano</i>	524	53-125 µm	Laboratory	Universal grinding   Abrasion universelle   Abrasión universal
	roter Ring <i>red ring   bague rouge   anillo rojo</i>	fein <i>fine   fin   fino</i>	= F 514	38-45 µm	Dentistry	Glätten <i>Burnishing   Lissage   Suavizado</i>
	roter Ring <i>red ring   bague rouge   anillo rojo</i>	fein <i>fine   fin   fino</i>	= F 514	38-75 µm	Laboratory	Glätten <i>Burnishing   Lissage   Suavizado</i>
	gelber Ring <i>yellow ring   bague jaune   anillo amarillo</i>	extra fein <i>extra fine   extra fin   extra fino</i>	= EF 504	20-30 µm	Dentistry	Vorfinieren von Kompositen <i>Prefinishing of composites   Prépolissage de composites   Pre-acabao de resinas (composites)</i>
	gelber Ring <i>yellow ring   bague jaune   anillo amarillo</i>	extra fein <i>extra fine   extra fin   extra fino</i>	= EF 504	10-36 µm	Laboratory	Vorfinieren von Kompositen <i>Prefinishing of composites   Prépolissage de composites   Pre-acabao de resinas (composites)</i>
	weisser Ring <i>white ring   bague blanche   anillo blanco</i>	ultra fein <i>ultra fine   ultra fin   ultra fino</i>	= UF 494	12-22 µm	Dentistry	Endfinieren von Kompositen und Glätten <i>Final finishing of composites and burnishing   Polissage de composites et lissage   Acabado final de resinas y bruñido</i>

Im Kern bestehen die Dica Diamanten aus dem Schaft, einem gehärteten, rostfreien Profilkörper, der mittels modernster Galvanotechnologie nur mit ausgewählten Diamantkörnern versehen wird. Dadurch wird eine äusserst homogene, sichere und nachhaltige Diamantierung der Instrumente garantiert. Die Arbeitsergebnisse werden durch die Auswahlmöglichkeit aus bis zu sieben verschiedenen Korngrößen zusätzlich optimiert.

Die Verwendung grobkörniger Diamanten (ISO 534, 544 und 554) kann zu erhöhter thermischer Entwicklung führen. Beim Einsatz dieser Produkte ist daher besonders auf ausreichende Kühlung und minimale Anwendungskraft zu achten. Nach Einsatz dieser Diamantinstrumente ist zur Erzielung optimaler Rautiefen ein nachträgliches Finieren erforderlich.

Instrumente ab ISO-Größe 031 mit zusätzlicher Kühlung einsetzen (Wasserspritze).

*Dica Diamonds basically consist of the shank plus a hardened, stainless profiled body which is coated with only selected, diamond grains using state-of-the-art electroplating techniques. This guarantees an extremely homogeneous, secure and long-lasting diamond coating. A choice of up to seven different grain sizes is also available for an even better result.*

*The use of coarse-grained diamonds (ISO 534, 544 and 554) can lead to increased heat generation. When using these products, special care should therefore be taken to ensure sufficient cooling and minimal application force. After using these diamond instruments, finishing should be performed in order to obtain an optimal surface roughness.*

*Instruments from ISO size 031 should be used with additional cooling (water spray).*

*Le noyau des Dica Diamants est composé d'une tige et d'un corps profilé trempé inoxydable doté de grains de diamants choisis minutieusement au moyen d'une technologie de galvanisation des plus modernes. Ainsi, une diamantation extrêmement homogène, fiable et durable des instruments est garantie. Les résultats du travail sont optimisés grâce à la possibilité de sélection jusqu'à sept grosseurs de grains différentes.*

*L'utilisation de diamants à gros grains (ISO 534, 544 et 554) peut entraîner un développement thermique accru. Lors de l'utilisation de ces produits, il faut donc veiller à garantir un refroidissement suffisant et exercer le moins de force possible. A l'issue de l'utilisation des instruments diamantés, il faut pour garantir une rugosité optimale, procéder à un polissage.*

*Pour les instruments à partir de la taille ISO 031, avoir recours à un refroidissement supplémentaire (pulvérisateur d'eau).*


*Los diamantes Dica constan básicamente de un mango y un cuerpo perfilado, de acero inoxidable templado, que por medio de la más moderna galvanotecnología se dota de seleccionados granos de diamante. De este modo se garantiza un homogéneo, seguro y duradero revestimiento de polvo de diamante de los instrumentos. Los resultados del trabajo se optimizan adicionalmente gracias a la posibilidad de elegir entre un máximo de 7 tamaños de grano.*














*El uso de diamantes de grano grueso (ISO 534, 544 y 554) puede generar bastante calor. Por tanto, al utilizar estos productos es importante que haya suficiente refrigeración y una fuerza de aplicación mínima. Después de utilizar estos instrumentos de diamante es preciso efectuar un acabado posterior para conseguir óptimas profundidades de rugosidad.*














*En los instrumentos a partir del tamaño ISO 031, colocar una refrigeración adicional (bomba de agua).*














**TYPES AND SHAPES**














TYPE UND FORMEN | TYPES ET FORMES | TIPOS Y FORMAS














												
<b>801</b>	<b>801L</b>	<b>802</b>	<b>802L</b>	<b>802K</b>	<b>389</b>	<b>805</b>	<b>806</b>	<b>807</b>	<b>808</b>	<b>808L</b>	<b>808R</b>	<b>808RL</b>
P. 20	P. 20	P. 20	P. 21	P. 21	P. 21	P. 21	P. 21	P. 22	P. 22	P. 22	P. 22	P. 22

												
<b>809</b>	<b>811</b>	<b>811L</b>	<b>815</b>	<b>818</b>	<b>820</b>	<b>822</b>	<b>825</b>	<b>827</b>	<b>829</b>	<b>830</b>	<b>830L</b>	<b>831</b>
P. 22	P. 23	P. 23	P. 23	P. 23	P. 23	P. 24	P. 24	P. 24	P. 24	P. 24	P. 24	P. 25

												
<b>833</b>	<b>833K</b>	<b>833L</b>	<b>834</b>	<b>835</b>	<b>836</b>	<b>837</b>	<b>837L</b>	<b>837XL</b>	<b>838</b>	<b>838L</b>	<b>839</b>	<b>839R</b>
P. 25	P. 25	P. 25	P. 25	P. 26	P. 26	P. 26	P. 26	P. 26	P. 27	P. 27	P. 27	P. 27

												
<b>839KF</b>	<b>840</b>	<b>841</b>	<b>842</b>	<b>845</b>	<b>845R</b>	<b>846</b>	<b>846KR</b>	<b>846R</b>	<b>847</b>	<b>847R</b>	<b>848</b>	<b>848R</b>
P. 27	P. 27	P. 28	P. 28	P. 28	P. 28	P. 28	P. 28	P. 29	P. 29	P. 29	P. 29	P. 29

												
<b>849</b>	<b>849L</b>	<b>850</b>	<b>851</b>	<b>851L</b>	<b>852</b>	<b>852L</b>	<b>854</b>	<b>855</b>	<b>855L</b>	<b>558</b>	<b>857</b>	<b>858</b>
P. 29	P. 30	P. 30	P. 30	P. 30	P. 30	P. 30	P. 31	P. 31	P. 31	P. 31	P. 31	P. 31

												
<b>859</b>	<b>859L</b>	<b>860</b>	<b>861</b>	<b>862</b>	<b>863</b>	<b>863K</b>	<b>863L</b>	<b>865L</b>	<b>866</b>	<b>867</b>	<b>868</b>	<b>869</b>
P. 32	P. 32	P. 32	P. 32	P. 32	P. 32	P. 33	P. 33	P. 33	P. 33	P. 33	P. 33	P. 34

# DICA DIAMOND

DICA DIAMANT | DIAMANTS DICA | DIAMANTES DICA

# DENTISTRY

PRAXIS | CABINET | CLINICA

<b>869L</b>	<b>870</b>	<b>872</b>	<b>873</b>	<b>877</b>	<b>878</b>	<b>879</b>	<b>880</b>	<b>881</b>	<b>882</b>	<b>883</b>	<b>884</b>	<b>885</b>
P. 34	P. 34	P. 34	P. 34	P. 34	P. 35	P. 35	P. 35	P. 35	P. 35	P. 35	P. 36	P. 36

<b>886</b>	<b>888</b>	<b>888L</b>	<b>889L</b>	<b>890</b>	<b>890L</b>	<b>893</b>	<b>894</b>	<b>895</b>	<b>897R</b>	<b>898</b>	<b>899</b>	<b>907</b>
P. 36	P. 36	P. 36	P. 36	P. 37	P. 37	P. 37	P. 37	P. 37	P. 37	P. 38	P. 38	P. 38

<b>908</b>	<b>909</b>	<b>508</b>	<b>525</b>	<b>526</b>
P. 38	P. 38	P. 38	P. 39	P. 39

<b>137</b>	<b>138</b>	<b>194</b>	<b>271</b>	<b>277</b>	<b>295</b>	<b>540</b>	<b>697</b>	<b>698</b>
P. 39	P. 39	P. 39	P. 40	P. 40	P. 40	P. 40	P. 40	P. 40

<b>Z838L</b>	<b>Z818</b>	<b>Z801</b>	<b>Z801L</b>	<b>Z833</b>	<b>Z850</b>	<b>Z863</b>
P. 41	P. 41	P. 41	P. 41	P. 41	P. 41	P. 41

**APPLICATIONS**

ANWENDUNGEN | UTILISATION | APLICACIÓN



**Bearbeiten von Kontaktstellen**

*Breaking Contact | Aménagement des points de contact | Eliminación de puntos de contacto*


Eine dünne Nadel- oder Flammenform ist optimal um die interproximalen Kontaktbereiche während der Kronenpräparation zu bearbeiten.

*Thin needle- or flame shaped diamonds are ideal to break the interproximal contact during crown preparation.*

*Une formes d'aiguille ou de fine flamme sont optimales pour travailler au niveau des points de contact proximaux lors de la préparation pour couronne.*

*Diamantes en forma de aguja o llama, por su formato fino, son ideales para la eliminación de los puntos de contacto interproximal durante la preparación de una corona.*

<b>858</b>	<b>859</b>	<b>859L</b>	<b>872</b>	<b>873</b>	<b>888</b>	<b>898</b>
P. 31	P. 32	P. 32	P. 34	P. 34	P. 36	P. 38



**Tiefenmarkierungen**

*Depth Cutting | Marquage de la profondeur | Marcación de la profundidad de corte*

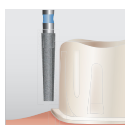
Tiefenmarkierungen werden für Kronen-, Veneer oder Onlay Präparationen benötigt. Mittels einem Tiefenmarkierer wird eine ausreichende jedoch nicht unnötige Reduzierung erzielt.

*Depth cuts may be used for crown, veneer or onlay preparation. Depth guides insure adequate but not too much tooth reduction.*

*Les saignées pour le marquage de la profondeur sont nécessaires pour la préparation de couronnes, facettes ou onlays. À l'aide d'un tel instrument pour marquage une réduction suffisante mais non excessive pourra être obtenue.*

*Las marcas de profundidad son necesarias para las preparaciones con coronas, carillas o incrustaciones Onlay. Mediante un marcador de profundidad se consigue una reducción dental adecuada no excesiva.*

<b>815</b>	<b>834</b>	<b>908</b>
P. 23	P. 25	P. 38



**Schulter Präparation**

*Shoulder | Préparation de l'épaulement | Preparación del hombro*

Konische oder zylindrische Diamanten zur Präparation einer Schulter mit 90° Abschluss.

*Tapered or cylindrical diamonds create a shoulder preparation with a 90° margin.*

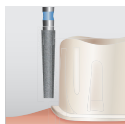
*Instruments diamantés coniques ou cylindriques pour la préparation d'un épaulement à 90°.*

*Diamantes cónicos o cilíndricos para la preparación de hombros con un margen de 90°.*

<b>836</b>	<b>837</b>	<b>837L</b>	<b>837XL</b>	<b>835</b>	<b>854</b>	<b>846</b>
P. 26	P. 26	P. 26	P. 26	P. 26	P. 31	P. 28

<b>847</b>	<b>848</b>	<b>845</b>
P. 29	P. 29	P. 28





**Modifizierte Schulter**








Modified Shoulder | Épaulement modifié | Hombro modificado

Zylindrische oder konische Diamanten mit flacher Stirnseite und abgerundeten Kanten. Bei der Schulterpräparation entsteht ein 90° Abschluss bei dem der innere Winkel abgerundet ist. Diese Präparation wird bevorzugt für Vollkeramikronen eingesetzt.

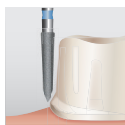
Flat end tapered or parallel diamonds with a rounded corner. Creates a modified shoulder with a preparation with a rounded internal angle and a 90° margin. Preferred margin for all-ceramic crowns.

Instruments diamantés coniques ou cylindriques à bout plat et angles arrondis. Lors de la préparation de l'épaulement une ligne de finition à 90° est obtenue avec un angle interne arrondi. Cette préparation est utilisée de préférence pour les couronnes tout-céramique.

Diamantes cónicos, cilíndricos borde plano y cilíndricos borde redondeado. Con esta preparación se crea un hombro modificado con un ángulo interno redondeado y un margen de 90°. Esta preparación es la preferida para las coronas de cerámica integral.

						
<b>840</b>	<b>841</b>	<b>842</b>	<b>845R</b>	<b>846R</b>	<b>846KR</b>	<b>855</b>
P. 27	P. 28	P. 28	P. 28	P. 29	P. 28	P. 31


<b>897R</b>
P. 37






**Abgeschrägte Kante**

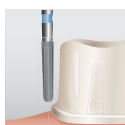
Bevel | Limite chanfreinée | Bisel

Diese Präparation wird für Verblendkeramik Restaurationen oder Goldkronen verwendet. Es entsteht ein 45°-60° Winkel.

This preparation is used for metal ceramic crowns or cast gold crowns. It creates a 45°-60° angle.

Cette préparation est utilisée pour les restaurations céramométalliques ou les couronnes en or. Un angle de 45 à 60. Esta preparación se utiliza en restauraciones para cerámicas de revestimiento o coronas de oro. Forma un ángulo de 45°-60°.

		
<b>884</b>	<b>885</b>	<b>886</b>
P. 36	P. 36	P. 36



**Hohlkehle**








Chamfer | Congé arrondi | Chamfer







Zylindrische oder konische Diamanten mit runder Stirn welche eine Hohlkehle ergeben. Diese Präparation wird bevorzugt für Verblendkeramikrestaurationen verwendet.

Round end tapered or cylindrical diamond instruments create a chamfered preparation. Preferred preparation design for metal-ceramic crowns.

Instruments diamantés coniques ou cylindriques à bout arrondi réalisant un congé arrondi. Cette préparation est utilisée de préférence pour les restaurations vouées à recevoir une incrustation en céramique.

Los diamantes cilíndricos y cónicos, ambos de borde redondeado, dan lugar a la formación del chamfer. Esta preparación es la preferida para las restauraciones de cerámica de revestimiento.

						
<b>838</b>	<b>838L</b>	<b>880</b>	<b>881</b>	<b>882</b>	<b>883</b>	<b>847R</b>
P. 27	P. 27	P. 35	P. 35	P. 5	P. 35	P. 29

					
<b>848R</b>	<b>849</b>	<b>850</b>	<b>852</b>	<b>852L</b>	<b>508</b>
P. 29	P. 29	P. 30	P. 30	P. 30	P. 38



### Modifizierte Hohlkehle

*Modified Chamfer | Congé arrondi modifié | Chamfer Modificado*

Diese Präparation bietet ideale Voraussetzungen zum Scannen bei CAD/CAM Bearbeitung oder auch um präzise Abdrücke zu erhalten.

*Provides ideal contour and shape for optimal interpretation by the scanning devices used in CAD/CAM fabrication or to take a precise impression.*

*Cette préparation crée les conditions idéales pour le scan- nage utilisé dans le procédé de production CFAO et pour obtenir des empreintes précises.*

*Esta preparación ofrece un contorno y forma ideal, para el escaneado mediante preparaciones en CAD/CAM, o también para una toma de impresiones precisa.*

<b>866</b>	<b>867</b>	<b>868</b>	<b>869</b>	<b>869L</b>
P. 33	P. 33	P. 33	P. 34	P. 34



### Fließende/Auslaufende Kante

*Feather Edge | Limite en bec de flûte | Canto de pluma*

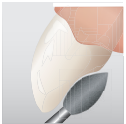
Diese Präparation wird oft zur Herstellung von Edelstahl oder Goldkronen verwendet.

*Mainly used for design of stainless steel or cast gold crowns.*

*Utilisée pour la préparation en vue de couronnes en acier ou en or.*

*Esta preparación se utiliza para la fabricación de coronas de acero inoxidable o coronas de oro.*

<b>860</b>	<b>861</b>	<b>862</b>	<b>863</b>	<b>863L</b>
P. 32	P. 32	P.32	P. 32	P. 33



### Okkluses/Linguale Reduktion

*Occlusal/Lingual Reduction | Réduction occlusale/lingual | Reducción oclusal/lingual*

Eine anatomisch präparierte Kaufläche bietet genügend Platz und ermöglicht eine einheitliche Schichtstärke der Restauration. Die Football- und Radformen eignen sich zur Herstellung der Lingualen Konkavität bei der Kronenpräparation.

*An anatomically prepared occlusal surface provides adequate clearance and uniform thickness of the restoration. Football and wheel shape diamonds reproduce lingual concavity in crown preparation.*


*Une surface occlusale préparée de manière anatomique offre suffisamment d'espace et permet d'obtenir une épaisseur régulière de la restauration. Les formes football et roue sont adaptées pour la réalisation de la concavité linguale lors de la préparation pour couronne.*

*Una superficie oclusal anatómicamente preparada ofrece un espacio suficiente y facilita un espesor uniforme en la restauración. Las formas de balón de fútbol y de ruedas son apropiadas para la reproducción de la concavidad lingual en la preparación de la corona.*

<b>811</b>	<b>811L</b>	<b>830</b>	<b>831</b>	<b>833</b>	<b>833K</b>	<b>833L</b>
P. 23	P. 23	P. 24	P. 25	P. 25	P. 25	P. 25

<b>525</b>	<b>526</b>	<b>894</b>	<b>818</b>	<b>822</b>	<b>825</b>	<b>907</b>
P. 39	P. 39	P. 37	P. 23	P. 24	P. 24	P. 38

<b>909</b>
P. 38



**Abschluss Nacharbeitung**

*Margin Refinement | Retouche des limites | Afinamiento del margen*

Nacharbeiten der Schulterpräparation für eine bessere Passung der Krone. Glätten der Grundfläche bei Inlay und Onlay Präparationen.

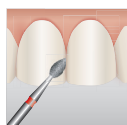
*Refine shoulder preparation for improved crown adaption. Flatten the floor in inlay/onlay preparation.*

*Retouche de la préparation de l'épaule pour un meilleur ajustement de la couronne. Lissage de la surface basale lors de la préparation pour les inlays et onlays.*

*Afinamiento de la preparación del hombro para un mejor ajuste de la corona. Alisado de la superficie en preparaciones para inlay/onlay.*

<b>839</b>	<b>839R</b>	<b>855L</b>	<b>861</b>	<b>889L</b>	<b>890</b>	<b>890L</b>
P. 27	P. 27	P. 31	P. 32	P. 36	P. 37	P. 37

<b>895</b>
P. 37



**Parodontalbehandlung**

*Parodontal Treatment | Retouche des limites | Afinamiento del margen*

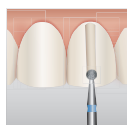
Plaque-Entfernung im subgingivalen Bereich, Wurzeloberfläche polieren, Entfernen von subgingivalen Zahnstein

*Removing residual plaque from subgingival areas, Polishing the rootsurface, Removing subgingival calculus*

*Enlever la plaque subgingival, Polir la surface des racines, Enlever le calcul subgingival*

*Eliminar la placa residual subgingival, Polir la superficie de la raíz, Retirar el cálculo subgingival*

<b>830L</b>	<b>849L</b>
P. 24	P. 30



**Präparationen - runde Diamanten**

*Preparation - Round diamonds | Préparations - Diamants ronds | Preparaciones - diamantes redondos*

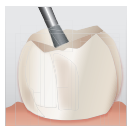
Werden oft zur Kronenpräparation, zur Tiefenmarkierung, zum okklusalen Abtragen, zur Wurzelkanalfreilegung, sowie zur Kavitäten Präparation verwendet.

*Frequently used for crown preparation, to cut depth guides, occlusal rest preparation, endodontic access and cavity preparation.*

*Souvent utilisés pour la préparation pour couronnes, pour le marquage de la profondeur, pour la réduction occlusale, pour le dégagement des entrées canalaires ainsi que la préparation de cavités.*

*Frecuentemente utilizados para la preparación de coronas, para la marcación de profundidad, para la abrasión oclusal, acceso al canal radicular y preparación de cavidades.*

<b>801</b>	<b>801L</b>	<b>802</b>	<b>802L</b>
P. 20	P. 20	P. 20	P. 21



### Präparationen – umgekehrte Kegel

Preparation – inverted cone | Préparations – Cônes renversés | Preparación- cono invertido

Werden zur Gestaltung der anatomischen Okklusalfäche bei Restaurationen, sowie zur schnellen Entfernung von alten Restaurationen verwendet.

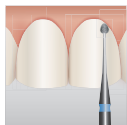
Used for recreation of occlusal anatomy on restorations and rapid removal of obsolete restorations.

Utilisés pour l'aménagement d'une surface occlusale anatomique pour les restaurations ainsi que pour la dépose rapide d'anciennes restaurations.

Se utiliza para la recreación de la superficie oclusal anatómica así como también para la eliminación rápida de antiguas restauraciones.

<b>805</b>	<b>806</b>	<b>807</b>	<b>808</b>	<b>808L</b>	<b>808R</b>	<b>808RL</b>
P. 21	P. 21	P. 22	P. 22	P. 22	P. 22	P. 22

<b>809</b>	<b>870</b>
P. 22	P. 34



### Mikro Diamanten

Micro Diamonds | Micro-diamants | Micro diamantes

Speziell zur Unterstützung der konservativen Behandlungsmethoden entwickelt. Ermöglichen aufgrund ihres kleinen Arbeitsteil und des schlanken Halses einen präzisen Materialabtrag. Minimal erforderliches Bearbeiten der Kavität um möglichst viel der gesunden Zahnschubstanz zu erhalten.

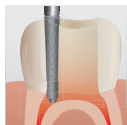
Special to improve conservative preparation design. Precise material removal due to small working part and slender neck. Minimally invasive shaping of cavities and maximum conservation of health tooth structure.

Développés spécialement pour les méthodes de traitement conservatrices. Permettent, en raison de la petite partie travaillante et du fin col, un enlèvement précis du matériau. Préparation à minima de la cavité afin de conserver le mieux possible la substance dentaire saine.

Especiales para tratamientos conservadores y mínimamente invasivos. Remoción mínima y precisa del material, debido a su parte activa pequeña y cuello delgado. Preparaciones cavitarias mínimamente invasivas, las cuales permiten la conservación de la estructura dental sana.

<b>137</b>	<b>138</b>	<b>194</b>	<b>271</b>	<b>277</b>	<b>295</b>	<b>540</b>
P. 39	P. 39	P. 39	P. 40	P. 40	P. 40	P. 40

<b>697</b>	<b>698</b>
P. 40	P. 40



### Endodontiediamanten mit Sicherheitsspitze

Endodontic Safe End | Diamants endodontiques avec bout de sécurité | Diamantes para endodoncia con punta de seguridad

Instrument mit einer nicht schneidenden Spitze

Zur sicheren Erweiterung des Pulpakanal

Safe tip – Instruments with a non-cutting end

To expand pulp chamber safely

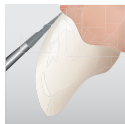
Instrument à extrémité mousse

Pour l'élargissement de la chambre pulpaire en toute sécurité

Instrumento con punta inactiva (No cortante)

Para una ampliación segura del canal pulpar

<b>802K</b>	<b>851</b>	<b>851L</b>	<b>857</b>	<b>863K</b>
P. 21	P. 30	P. 30	P. 31	P. 33



**Formen und Finieren**

*Trimming & Finishing | Usinage et finition | Desgaste & Acabado*

Instrumente zur Konturierung der Zahnzwischenräume

Ästhetische Formgebung

Letztes Finieren vor dem Polierschritt

*Instruments for embrasure contouring*

*Aesthetic trimming*

*Finishing before polishing*

*Instruments pour aménager les espaces inter-dentaires*

*Façonnage esthétique*

*Ultime finition avant polissage*

*Instrumento para el desgaste de las zonas interdentesales*

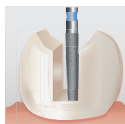
*Desgaste Estético*

*Acabado antes del pulido*

<b>820</b>	<b>830L</b>	<b>859L</b>	<b>862</b>	<b>888L</b>	<b>889L</b>	<b>895</b>
P. 23	P. 24	P. 32	P. 32	P. 36	P. 36	P. 37

<b>827</b>	<b>829</b>	<b>855L</b>	<b>865L</b>	<b>890</b>	<b>890L</b>	<b>893</b>
P. 24	P. 24	P. 31	P. 33	P. 37	P. 37	P. 37

<b>898</b>
P. 38



**Präparation und Finieren**

*Preparation & Finishing | Préparation et finition | Preparación y acabado*

Diamanten mit flacher Spitze und abgerundeten Ecken welche speziell bei Inlay- und Onlaypräparationen verwendet werden um eine abgerundete Innenkante zu erhalten.

*Flat end diamonds with a rounded corner create rounded internal angles for ceramic or composite inlay and onlay preparation.*

*Diamants à bout plat et bords arrondis utilisés spécialement pour les préparations pour inlays et onlays dans le but d'obtenir des angles internes arrondis.*

*Diamantes con superficie plana y redondeados que han sido desarrollados en las preparaciones de incrustaciones inlay/onlay para lograr un borde interior redondeado.*

<b>836</b>	<b>837</b>	<b>841</b>	<b>842</b>	<b>845</b>	<b>846</b>	<b>845R</b>
P. 26	P. 26	P. 28	P. 28	P. 28	P. 28	P. 28

<b>846R</b>
P. 29

## 801



kugelförmig  
(rund)  
spherical (round)

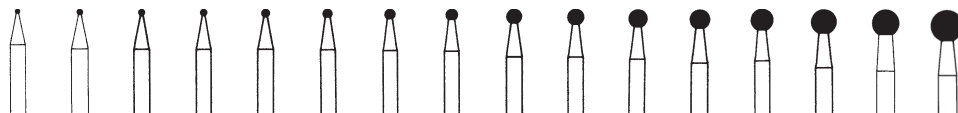


FIG	SHANK	ISO	Ø																
			007	008	009	010	012	014	016	018	021	023	025	027	029	033	035	042	
801	FG	806 314 001 524 ...																	
801SG	FG	806 314 001 544 ...							014	016	018	021	023	025		029			
801G	FG	806 314 001 534 ...			009	010	012	014	016	018	021	023	025	027	029				
801F	FG	806 314 001 514 ...	007	008		010	012	014	016	018	021	023	025		029	033			
801EF	FG	806 314 001 504 ...					012	014	016	018	021	023	025		029				
801	FG short	806 313 001 524 ...			009	010	012	014	016										
801	FG XL	806 316 001 524 ...				010	012	014	016	018		023							
801SG	FG XL	806 316 001 544 ...						014	016	018		023							
801G	FG XL	806 316 001 534 ...						014	016	018		023							
801	RA	806 204 001 524 ...				010	012	014	016	018	021	023		027		033			
801G	RA	806 204 001 534 ...						014	016										
801F	RA	806 204 001 514 ...							016	018		023					033		
801EF	RA	806 204 001 504 ...										023							
			5	5	5	5	5	5	5	5	5	5	5	5	5	2	2	2	
APPLICATION																			

## 801L



rund, extra  
langer Hals  
spherical, extra long  
neck




FIG	SHANK	ISO	Ø			
			010	012	014	016
801L	FG	806 314 697 524 ...				
801LG	FG	806 314 697 534 ...				
			5	5	5	5
APPLICATION						

## 802



rund, mit Ansatz  
spherical, with collar




FIG	SHANK	ISO	Ø						
			010	012	014	016	018	023	
802	FG	806 314 002 524 ...							
802G	FG	806 314 002 534 ...							
L mm			3,0	3,0	3,5	3,5	3,5	4,0	
			5	5	5	5	5	5	
APPLICATION									

## 802L



rund, konischer  
Ansatz, lang  
*spherical, conical  
collar, long*



FIG	SHANK	ISO	Ø		
802LG	FG	806 314 494 534 ...	012	016	019
L mm			10,0	10,0	10,0
			5	5	5
APPLICATION			☞		

## 802K



konisch mit  
Kugel, Seite  
schneidend  
*conical with Ball,  
side cutting*



FIG	SHANK	ISO	Ø
802KG	FG	806 314 551 534 ...	014
802KG	FG L	806 315 551 534 ...	014
L mm			8,3
			5
APPLICATION			☞ ☞

## 806



umgekehrter  
Kegel, mit Ansatz  
*inverted conical, with  
collar*



FIG	SHANK	ISO	Ø					
806	FG	806 314 019 524 ...	009	010	012	014	016	018
806G	FG	806 314 019 534 ...	010	012	014	016		
L mm			2,5	2,5	3,0	3,0	3,0	3,0
			5	5	5	5	5	5
APPLICATION			☞					

## 805



umgekehrter  
Kegel  
*inverted conical*



FIG	SHANK	ISO	Ø						
805	FG	806 314 012 524 ...	009	010	012	014	016	018	021
805SG	FG	806 314 012 544 ...				014	016		
805G	FG	806 314 012 534 ...		010	012	014	016	018	
805F	FG	806 314 012 514 ...		010					
805	RA	806 204 012 524 ...					016		
L mm			0,9	1,0	1,5	1,5	1,5	2,3	2,3
			5	5	5	5	5	5	5
APPLICATION			☞						

## 389



rund, konischer  
Ansatz, lang  
*spherical, conical  
collar, long*



FIG	SHANK	ISO	Ø	
389	FGXL	806 314 494 020 ...	012	014
L mm			8,0	8,0
			5	5
APPLICATION			☞	



**389:**  
kugelförmig, Hartmetall, schneidend  
*spherical, tungsten carbide, cutting*  
*sphérique, carbure, tranchant*  
*esférica, cuerpo de diamante, cabeza de carburo*



### 807



umgekehrt  
konisch  
*inverted conical*




	FIG	SHANK	ISO	Ø			
	807	FG	806 314 225 524 ...	012	014	016	018
	807G	FG	806 314 225 534 ...		014	016	018
L mm				3,5	3,5	4,0	5,0
				5	5	5	5
APPLICATION							

### 808



Stirn konvex,  
Kante rund  
*convex end, rounded  
edges*



	FIG	SHANK	ISO	Ø				
	808	FG	806 314 233 524 ...	009	010	012	014	016
	808SG	FG	806 314 233 544 ...				014	
	808G	FG	806 314 233 534 ...		010	012	014	016
L mm				2,7	2,7	2,7	3,0	3,0
				5	5	5	5	5
APPLICATION								

### 808R



Birne  
*pear*



	FIG	SHANK	ISO	Ø		
	808R	FG	806 314 237 524 ...	012	014	016
L mm				2,5	2,5	2,7
				5	5	5
APPLICATION						

### 808L



Stirn konvex,  
Kante rund, lang  
*convex end, rounded  
edges, long*



	FIG	SHANK	ISO	Ø				
	808L	FG	806 314 234 524 ...	010	012	014	016	018
	808LSG	FG	806 314 234 544 ...			014	016	
	808LG	FG	806 314 234 534 ...		012	014	016	018
	808LF	FG	806 314 234 514 ...		012	014		
L mm				4,0	4,0	5,0	5,0	5,0
				5	5	5	5	5
APPLICATION								

### 808RL



Birne  
*pear*



	FIG	SHANK	ISO	Ø			
	808RL	FG	806 314 238 524 ...	012	014	016	018
	808RLSG	FG	806 314 238 544 ...		014	016	
	808RLG	FG	806 314 238 534 ...	012	014	016	018
	808RLF	FG	806 314 238 514 ...	012	014		
L mm				4,0	5,0	5,0	5,0
				5	5	5	5
APPLICATION							

### 809



Stirn konvex,  
Kante rund, kurz  
*convex end, rounded  
edge, short*



	FIG	SHANK	ISO	Ø		
	809	FG	806 314 232 524 ...	008	009	010
L mm				2,0	2,0	2,0
				5	5	5
APPLICATION						



**811**



Doppelkegel,  
symmetrisch,  
kurz  
Barrel short



FIG	SHANK	ISO	∅
811	FG	806 314 038 524 ...	033
811SG	FG	806 314 038 544 ...	033
811G	FG	806 314 038 534 ...	033
811F	FG	806 314 038 514 ...	033
L mm			4,0
📄			2
APPLICATION			

**811L**



Doppelkegel,  
symmetrisch,  
lang  
Barrel long



FIG	SHANK	ISO	∅
811L	FG	806 314 039 524 ...	037
811LSG	FG	806 314 039 544 ...	037
811LG	FG	806 314 039 534 ...	037
L mm			7,0
📄			2
APPLICATION			

**815 - Depth Marking**



Rad zur Tiefen-  
markierung  
wheel for depth marking



FIG	SHANK	ISO	∅
815	FG	806 314 042 524 ...	018 022 026
L mm			0,5 1,2 1,2
Marking depth mm			0,3 0,5
📄			5 5 5
APPLICATION			

**818**




Rad  
wheel



FIG	SHANK	ISO	∅
818	FG	806 314 041 524 ...	035 045
L mm			0,6 0,6
📄			2 2
APPLICATION			

**820 - Interproximal reduction**



Interdentalboh-  
rer  
bur interdental



FIG	SHANK	ISO	∅
820	FG	806 314 465 524 ...	016
820F	FG	806 314 465 514 ...	016 031
820EF	FG	806 314 465 504 ...	014 016
D1 mm			0.38
D2 mm			
Lt mm			
L mm			5,0 5,0 4,0
📄			5 5 5
APPLICATION			

**IPR Diamonds - 820**  
Size explanation



FIG	820	820F	820EF	820EF
∅	016	016	014	016
D1 mm	0.38	0.26	0.20	0.23
D2 mm	0.68	0.56	0.49	0.53
Lt mm	3.0	3.0	3.0	3.0

### 825



Linse  
lens



FIG	SHANK	ISO	∅
825	FG	806 314 304 524 ...	023
L mm			0,6
			5
APPLICATION			

### 827



Zwiebel  
onion



FIG	SHANK	ISO	∅
827EF	FG	806 314 464 504 ...	018
L mm			4,0
			5
APPLICATION			

### 829



konisch konkave  
Stirm  
conical concave tip



FIG	SHANK	ISO	∅
829	FG	806 314 463 524 ...	027
829F	FG	806 314 463 514 ...	027
L mm			1,6
			5
APPLICATION			

### 830



Knospe, schlank  
bud, slender

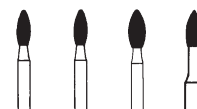


FIG	SHANK	ISO	∅			
830	FG	806 314 257 524 ...	016	018	021	023
830SG	FG	806 314 257 544 ...	016	018		023
830G	FG	806 314 257 534 ...	016	018		023
830F	FG	806 314 257 514 ...	016	018	021	023
830EF	FG	806 314 257 504 ...	016	018	021	023
830UF	FG	806 314 257 494 ...	016			
830F	RA	806 204 257 514 ...				023
830EF	RA	806 204 257 504 ...				023
L mm			4,5	4,5	5,0	5,0
			5	5	5	5
APPLICATION						

### 830L



Knospe, schlank,  
langer Hals  
bud, slender, long neck



FIG	SHANK	ISO	∅
830LF	RAL	806 205 258 514 ...	014
830LEF	RAL	806 205 258 504 ...	014
830LUF	RAL	806 205 258 494 ...	014
830LF	RAXL	806 206 258 514 ...	014
830LEF	RAXL	806 206 258 504 ...	014
830LUF	RAXL	806 206 258 494 ...	014
L mm			5,0
			5
APPLICATION			

### 822



Rad  
wheel



FIG	SHANK	ISO	∅
822	FG	806 314 042 524 ...	050
L mm			2,0
			2
APPLICATION			

## 831



Knospe  
bud



FIG	SHANK	ISO	Ø	
831	FG	806 314 254 524 ...	016	018
831SG	FG	806 314 254 544 ...	016	018
831G	FG	806 314 254 534 ...	016	018
831F	FG	806 314 254 514 ...	016	018
831EF	FG	806 314 254 504 ...	016	018
L mm			3,5	3,5
📏			5	5
APPLICATION				

## 833



Ei  
egg

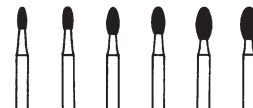


FIG	SHANK	ISO	Ø					
833	FG	806 314 277 524 ...	014	016	018	023		
833SG	FG	806 314 277 544 ...		016	018	023		
833G	FG	806 314 277 534 ...	014	016	018	023		
833F	FG	806 314 277 514 ...	012	014	016	018	021	023
833EF	FG	806 314 277 504 ...	014	016	018	023		
833UF	FG	806 314 277 494 ...				023		
833	FGL	806 315 277 524 ...				023		
833G	FGL	806 315 277 534 ...				023		
833F	FGL	806 315 277 514 ...				023		
833F	RA	806 204 277 514 ...				023		
L mm			2,8	2,8	3,4	3,4	4,2	4,2
📏			5	5	5	5	5	5
APPLICATION								

## 833L



Ei, lang  
egg, long



FIG	SHANK	ISO	Ø
833L	FG	806 314 278 524 ...	018
L mm			5
📏			5
APPLICATION			

## 833K



Granate  
bullet



FIG	SHANK	ISO	Ø
833KSG	FG	806 314 272 544 ...	024
L mm			4,2
📏			5
APPLICATION			

## 834 - Depth Marking



Instrument  
zur Tiefen-  
markierung  
instrument for depth  
marking



FIG	SHANK	ISO	Ø		
834	FG	806 314 552 524 ...	016	018	021
L mm			6,0	6,0	6,0
Marking Depth mm			0,3	0,4	0,5
📏			5	5	5
APPLICATION					

### 835



zylindrisch,  
Seite und Stirn  
schneidend  
*cylindrical, side and  
end cutting*

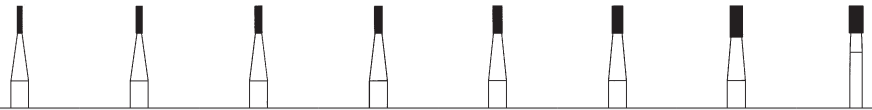


FIG	SHANK	ISO	Ø							
835	FG	806 314 108 524 ...	007	008	009	010	012	014	016	018
835SG	FG	806 314 108 544 ...				010	012			
835G	FG	806 314 108 534 ...		008	009	010	012	014	016	
835F	FG	806 314 108 514 ...						014		
835	FGS	806 313 108 524 ...		008	009	010	012			
835	RA	806 204 108 524 ...		008		010	012			
L mm			3,0	3,0	3,0	3,5	3,5	3,5	3,5	3,5
			5	5	5	5	5	5	5	5
APPLICATION										

### 836



Seite und Stirn  
schneidend  
*side and end cutting*

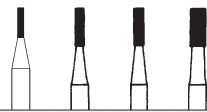


FIG	SHANK	ISO	Ø			
836	FG	806 314 109 524 ...	010	012	014	018
836G	FG	806 314 109 534 ...	010	012	014	
L mm			4,0	4,0	4,0	4,0
			5	5	5	5
APPLICATION						

### 837



Seite und Stirn  
schneidend  
*side and end cutting*

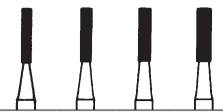


FIG	SHANK	ISO	Ø			
837	FG	806 314 110 524 ...	012	014	016	018
837SG	FG	806 314 110 544 ...	012	014	016	
837G	FG	806 314 110 534 ...	012	014	016	018
837F	FG	806 314 110 514 ...	012	014		
L mm			6,0	6,0	6,0	6,0
			5	5	5	5
APPLICATION						

### 837L



Seite und Stirn  
schneidend  
*side and end cutting*

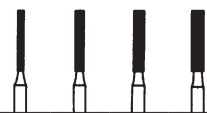


FIG	SHANK	ISO	Ø			
837L	FG	806 314 111 524 ...	010	012	014	016
837LSG	FG	806 314 111 544 ...		012	014	016
837LG	FG	806 314 111 534 ...		012	014	016
837LF	FG	806 314 111 514 ...		012	014	016
L mm			8,0	8,0	8,0	8,0
			5	5	5	5
APPLICATION						

### 837XL



Seite und Stirn  
schneidend, lang  
*side and end cutting,  
extra long*



FIG	SHANK	ISO	Ø	
837XL	FG	806 314 112 524 ...	012	014
837XLG	FG	806 314 112 534 ...		014
L mm			10,0	10,0
			5	5
APPLICATION				

# DICA DIAMOND

DICA DIAMANT | DIAMANTS DICA | DIAMANTES DICA

# DENTISTRY

PRAXIS | CABINET | CLINICA

## 838



Stirn rund  
end hemispherical



FIG	SHANK	ISO	Ø				
838	FG	806 314 138 524 ...	008	009	010	012	014
838G	FG	806 314 138 534 ...			010	012	014
838F	FG	806 314 138 514 ...				012	
L mm			4,0	4,0	4,0	4,0	4,0
			5	5	5	5	5
APPLICATION							

## 838L



Stirn rund, lang  
end hemispherical,  
long




FIG	SHANK	ISO	Ø			
838L	FG	806 314 140 524 ...	010	012	014	016
838LG	FG	806 314 140 534 ...		012	014	
838F	FG	806 314 140 514 ...		012		
L mm			6,0	6,0	8,0	6,0
			5	5	5	5
APPLICATION						

## 839



nur Stirn  
schneidend  
end cutting only

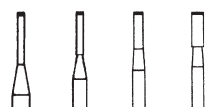


FIG	SHANK	ISO	Ø			
839	FG	806 314 150 524 ...	010	012	014	016
L mm			0,2	0,2	0,2	0,2
			5	5	5	5
APPLICATION						

## 839KF



Seite und Stirn  
schneidend, lang  
side and end cutting,  
extra long



FIG	SHANK	ISO	Ø
839KF	FG	806 314 722 514 ...	012
L mm			0,1
			5
APPLICATION			

## 839R



nur Stirn  
schneidend,  
Kante rund  
end cutting only,  
rounded edge



FIG	SHANK	ISO	Ø
839R	FG	806 314 179 524 ...	012
L mm			0,2
			5
APPLICATION			

## 840



zylindrisch,  
Kante rund  
cylindrical, rounded  
edge



FIG	SHANK	ISO	Ø			
840	FG	806 314 156 524 ...	008	010	012	014
840G	FG	806 314 156 534 ...		010	012	
L mm			3,0	4,0	4,0	4,0
			5	5	5	5
APPLICATION						

### 841



zylindrisch,  
Kante rund  
*cylindrical, rounded  
edge*



FIG	SHANK	ISO	Ø				
841	FG	806 314 157 524 ...	008	010	012	014	016
841SG	FG	806 314 157 544 ...			012	014	
841G	FG	806 314 157 534 ...			012	014	
841F	FG	806 314 157 514 ...	008	010	012		
L mm			6,0	6,0	6,0	6,0	6,0
			5	5	5	5	5
APPLICATION							

### 842



zylindrisch,  
Kante rund  
*cylindrical, rounded  
edge*




FIG	SHANK	ISO	Ø			
842	FG	806 314 158 524 ...	012	014	016	
842SG	FG	806 314 158 544 ...	012	014	016	018
842G	FG	806 314 158 534 ...	012	014	016	018
842F	FG	806 314 158 514 ...	012	014	016	
L mm			8,0	8,0	8,0	8,0
			5	5	5	5
APPLICATION						

### 845



konisch, kegel-  
stumpfförmig  
*conical, truncated  
conical*



FIG	SHANK	ISO	Ø					
845	FG	806 314 168 524 ...	007	008	010	012	014	016
845G	FG	806 314 168 534 ...			010	012	014	
L mm			3,0	3,0	4,0	4,0	4,0	4,0
			5	5	5	5	5	5
APPLICATION								

### 845R



konisch, Kante  
rund  
*conical, rounded  
edge*



FIG	SHANK	ISO	Ø			
845R	FG	806 314 544 524 ...	016	018	021	025
845RF	FG	806 314 544 514 ...				025
L mm			4,0	4,0	4,0	4,0
			5	5	5	5
APPLICATION						

### 846



konisch, kegel-  
stumpfförmig  
*conical, truncated  
conical*



FIG	SHANK	ISO	Ø				
846	FG	806 314 171 524 ...	012	014	016	018	025
846SG	FG	806 314 171 544 ...					025
846G	FG	806 314 171 534 ...	012		016		025
846F	FG	806 314 171 514 ...					025
L mm			6,0	6,0	6,0	6,0	7,0
			5	5	5	5	5
APPLICATION							

### 846KR



konisch, Kante  
abgerundet  
*conical, rounded  
edge*



FIG	SHANK	ISO	Ø	
846KR	FG	806 314 562 524 ...	023	025
L mm			3,9	3,9
			5	5
APPLICATION				

**846R**



konisch, Kante  
rund  
conical, rounded edge



FIG	SHANK	ISO	Ø
846R	FG	806 314 545 524 ...	016
846RSG	FG	806 314 545 544 ...	016
846RG	FG	806 314 545 534 ...	016
846RF	FG	806 314 545 514 ...	016
L mm			6,0
📏			5
APPLICATION			

**847**



konisch, kegel-  
stumpfförmig  
conical, truncated  
conical



FIG	SHANK	ISO	Ø			
847	FG	806 314 172 524 ...	012	014	016	018
847SG	FG	806 314 172 544 ...	012	014	016	018
847G	FG	806 314 172 534 ...	012	014	016	018
847F	FG	806 314 172 514 ...	012	014	016	
L mm			8,0	8,0	8,0	8,0
📏			5	5	5	5
APPLICATION						

**847R**



konisch, Kante  
rund  
conical, rounded edge



FIG	SHANK	ISO	Ø		
847R	FG	806 314 546 524 ...	016	018	023
847RSG	FG	806 314 546 544 ...	016	018	023
847RG	FG	806 314 546 534 ...	016	018	023
847RF	FG	806 314 546 514 ...	016	018	023
847REF	FG	806 314 546 504 ...	016	018	
L mm			8,0	8,0	8,0
📏			5	5	5
APPLICATION					

**848**



konisch, kegel-  
stumpfförmig  
conical, truncated  
conical



FIG	SHANK	ISO	Ø				
848	FG	806 314 173 524 ...	014	016	018	021	023
848SG	FG	806 314 173 544 ...	014	016	018		
848G	FG	806 314 173 534 ...	014	016	018	021	023
848F	FG	806 314 173 514 ...		016	018		
8481EF	FG	806 314 173 504 ...		016			
L mm			10,0	10,0	10,0	10,0	10,0
📏			5	5	5	5	5
APPLICATION							

**848R**



konisch, Kante  
rund  
conical, rounded edge



FIG	SHANK	ISO	Ø
848R	FG	806 314 553 524 ...	016
L mm			10,0
📏			5
APPLICATION			

**849**



konisch, Stirn  
rund  
conical, end domed



FIG	SHANK	ISO	Ø					
849	FG	806 314 197 524 ...	010	012	014	016	018	025
849SG	FG	806 314 197 544 ...			014		018	025
849G	FG	806 314 197 534 ...	010	012	014	016	018	025
849F	FG	806 314 197 514 ...	010	012		016	018	025
L mm			6,0	6,0	6,0	6,0	6,0	7,0
📏			5	5	5	5	5	5
APPLICATION								

### 849L



konisch, Kante  
rund  
*conical, rounded edge*



FIG	SHANK	ISO	Ø	
849LF	RAL	806 205 693 514 ...	012	
849LEF	RAL	806 205 693 504 ...	012	
849LUF	RAL	806 205 693 494 ...	012	
849LF	RAXL	806 205 693 514 ...	012	
849LEF	RAXL	806 205 693 504 ...	012	
849LUF	RAXL	806 205 693 494 ...	012	
L mm			6,0	
📏			5	
APPLICATION				

### 850



konisch, Stirn  
rund  
*conical, end domed*

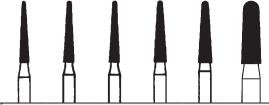


FIG	SHANK	ISO	Ø					
850	FG	806 314 198 524 ...	012	014	016	018	021	025
850SG	FG	806 314 198 544 ...	012	014	016	018	021	025
850G	FG	806 314 198 534 ...	012	014	016	018	021	025
850F	FG	806 314 198 514 ...	012	014	016	018	021	
850EF	FG	806 314 198 504 ...	012	014				
L mm			8,0	8,0	8,0	8,0	8,0	8,0
📏			5	5	5	5	5	5
APPLICATION								

### 851



konisch, nur  
Seite schneidend  
*conical domed, side  
cutting only*



FIG	SHANK	ISO	Ø	
851	FG	806 314 218 524 ...	014	016
L mm			6,0	6,0
📏			5	5
APPLICATION				

### 851L



nur Seite  
schneidend, lang  
*side cutting only, long*

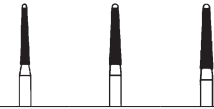


FIG	SHANK	ISO	Ø		
851L	FG	806 314 219 524 ...	012	016	018
L mm			8,0	8,0	8,0
📏			5	5	5
APPLICATION					

### 852



konisch, Stirn  
rund  
*conical, end domed*




FIG	SHANK	ISO	Ø					
852	FG	806 314 199 524 ...	010	012	014	016	018	023
852SG	FG	806 314 199 544 ...		012	014	016	018	
852G	FG	806 314 199 534 ...		012	014	016	018	023
852F	FG	806 314 199 514 ...		012	014	016	018	
852EF	FG	806 314 199 504 ...			014	016	018	
L mm			10,0	10,0	10,0	10,0	10,0	10,0
📏			5	5	5	5	5	5
APPLICATION								

### 852L



konisch, Stirn  
rund, lang  
*conical, end domed,  
long*



FIG	SHANK	ISO	Ø
852L	FG	806 314 200 524 ...	014
852LG	FG	806 314 200 534 ...	014
L mm			12,0
📏			5
APPLICATION			



## 854



konisch, nur  
Seite schneidend  
*conical, side cutting  
only*



FIG	SHANK	ISO	Ø
854	FG	806 314 183 524 ...	025
L mm			7,0
			5
APPLICATION			

## 855



konisch, Stirn  
rund  
*conical, end domed*



FIG	SHANK	ISO	Ø	
855	FG	806 314 196 524 ...	012	016
L mm			4,0	4,0
			5	5
APPLICATION				

## 855L



konisch, Stirn  
rund  
*conical, end domed*



FIG	SHANK	ISO	Ø
855LF	FG	806 314 195 514 ...	009
L mm			3,0
			5
APPLICATION			

## 558



konisch, Kante  
rund  
*conical, rounded edge*



FIG	SHANK	ISO	Ø	
558	FG	806 314 558 524 ...	013	015
558F	FG	806 314 558 514 ...	013	015
L mm			10,0	10,0
			5	5
APPLICATION				

## 857



Stirn rund, nur  
Seite schneidend  
*end domed, site cutting  
only*



FIG	SHANK	ISO	Ø
857	FG	806 314 220 524 ...	014
857G	FG	806 314 220 534 ...	014
L mm			10,0
			5
APPLICATION			

## 858



konisch, spitz,  
schlank  
*conical, pointed,  
slender*



FIG	SHANK	ISO	Ø			
858	FG	806 314 165 524 ...	010	012	014	016
858SG	FG	806 314 165 544 ...			014	
858G	FG	806 314 165 534 ...		012	014	016
858F	FG	806 314 165 514 ...	010	012	014	
858EF	FG	806 314 165 504 ...	010	012	014	
L mm			8,0	8,0	8,0	8,0
			5	5	5	5
APPLICATION						

**859**



konisch, spitz,  
schlank  
*conical, pointed,  
slender*




FIG	SHANK	ISO	Ø					
859	FG	806 314 166 524 ...	010	012	014	016	018	
859SG	FG	806 314 166 544 ...					018	
859G	FG	806 314 166 534 ...			014	016	018	021
859F	FG	806 314 166 514 ...	010	012	014	016	018	
859EF	FG	806 314 166 504 ...	010	012	014	016	018	
859UF	FG	806 314 166 494 ...			014			
859	RA	806 204 166 524 ...			014		018	
L mm			10,0	10,0	10,0	10,0	10,0	10,0
			5	5	5	5	5	5
APPLICATION								

**859L**



konisch, spitz,  
schlank, lang  
*conical, pointed,  
slender, long*

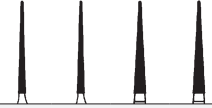


FIG	SHANK	ISO	Ø			
859L	FG	806 314 167 524 ...	010	012	014	016
859LF	FG	806 314 167 514 ...	010	012	014	
859LEF	FG	806 314 167 504 ...	010	012	014	
859L	RA	806 204 167 524 ...	010			
L mm			12,0	12,0	12,0	12,0
			5	5	5	5
APPLICATION						

**860**



zylindrisch, Stirn  
flammenförmig  
*cylindrical, end pointed*

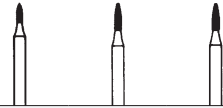


FIG	SHANK	ISO	Ø		
860	FG	806 314 246 524 ...	008		010
860G	FG	806 314 246 534 ...			010
860EF	FG	806 314 246 504 ...		009	
L mm			2,5	3,5	3,5
			5	5	5
APPLICATION					

**861**



zylindrisch, Stirn  
flammenförmig  
*cylindrical, end pointed*

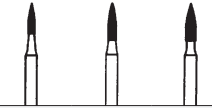


FIG	SHANK	ISO	Ø		
861	FG	806 314 247 524 ...	010	012	014
861G	FG	806 314 247 534 ...	010	012	014
861F	FG	806 314 247 514 ...	010	012	014
861EF	FG	806 314 247 504 ...	010	012	014
861	RA	806 204 247 524 ...		012	
861F	RA	806 204 247 514 ...		012	
L mm			4,0	5,0	5,0
			5	5	5
APPLICATION					

**862**



zylindrisch, Stirn  
flammenförmig  
*cylindrical, end pointed*

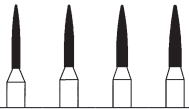


FIG	SHANK	ISO	Ø			
862	FG	806 314 249 524 ...	010	012	014	016
862SG	FG	806 314 249 544 ...		012	014	016
862G	FG	806 314 249 534 ...	010	012	014	016
862F	FG	806 314 249 514 ...	010	012	014	016
862EF	FG	806 314 249 504 ...	010	012	014	016
862UF	FG	806 314 249 494 ...		012		
862	RA	806 204 249 524 ...			014	
862F	RA	806 204 249 514 ...		012		016
862EF	RA	806 204 249 504 ...		012	014	
L mm			8,0	8,0	8,0	8,0
			5	5	5	5
APPLICATION						

**863**



zylindrisch, Stirn  
flammenförmig  
*cylindrical, end pointed*

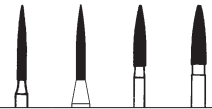


FIG	SHANK	ISO	Ø			
863	FG	806 314 250 524 ...	012	014	016	018
863SG	FG	806 314 250 544 ...	012		016	018
863G	FG	806 314 250 534 ...	012	014	016	
863F	FG	806 314 250 514 ...	012		016	
863EF	FG	806 314 250 504 ...	012		016	
863	RA	806 204 250 524 ...			016	
L mm			10,0	10,0	10,0	10,0
			5	5	5	5
APPLICATION						

## 863K



zylindrisch, nur  
Seite schneidend  
*cylindrical, side cutting  
only*

FIG	SHANK	ISO	Ø
863KG	FG	806 314 256 534 ...	012
863KF	FG	806 314 256 514 ...	012
L mm			10,0
📏			5
APPLICATION			

## 863L



zylindrisch,  
flammenförmig,  
lang  
*cylindrical, end  
pointed, long*

FIG	SHANK	ISO	Ø
863L	FG	806 314 251 524 ...	014
863LF	FG	806 314 251 514 ...	014
L mm			12,0
📏			5
APPLICATION			

## 865L



Torpedo, langer  
Hals  
*torpedo, long neck*

FIG	SHANK	ISO	Ø
865L	FG	806 314 535 524 ...	009
L mm			3,0
📏			5
APPLICATION			

## 866



Torpedo,  
zylindrisch  
*torpedo, cylindrical*

FIG	SHANK	ISO	Ø	
866	FG	806 314 287 524 ...	009	010
L mm			5,0	5,0
📏			5	5
APPLICATION				

## 867



Torpedo,  
zylindrisch  
*torpedo, cylindrical*

FIG	SHANK	ISO	Ø		
867	FG	806 314 288 524 ...	009	010	012
867G	FG	806 314 288 534 ...		010	012
867F	FG	806 314 288 514 ...	009		
L mm			6,0	6,0	6,0
📏			5	5	5
APPLICATION					

## 868



Torpedo,  
zylindrisch  
*torpedo, cylindrical*

FIG	SHANK	ISO	Ø			
868	FG	806 314 289 524 ...	010	012	014	016
868SG	FG	806 314 289 544 ...		012	014	016
868G	FG	806 314 289 534 ...	010	012	014	016
868F	FG	806 314 289 514 ...	010	012	014	016
868EF	FG	806 314 289 504 ...		012	014	
L mm			8,0	8,0	8,0	8,0
📏			5	5	5	5
APPLICATION						

### 869



Torpedo,  
zylindrisch  
*torpedo, cylindrical*



FIG	SHANK	ISO	Ø			
869	FG	806 314 290 524 ...	010	012	014	
869SG	FG	806 314 290 544 ...			014	
869G	FG	806 314 290 534 ...		012	014	016
869F	FG	806 314 290 514 ...	010	012	014	016
869EF	FG	806 314 290 504 ...		012	014	
L mm			10,0	10,0	10,0	10,0
			5	5	5	5
APPLICATION						

### 869L



Torpedo,  
zylindrisch, lang  
*torpedo, cylindrical,  
long*



FIG	SHANK	ISO	Ø	
869L	FG	806 314 291 524 ...	014	
L mm			12,0	
			5	
APPLICATION				

### 870



Diabolo  
*diabolo*



FIG	SHANK	ISO	Ø		
870	FG	806 314 032 524 ...	012		016
870G	FG	806 314 032 534 ...	012	014	
L mm			1,5	1,5	1,7
			5	5	5
APPLICATION					

### 872



konisch, Stirn  
Ellipse  
*conical, domed  
ellipsoidal end*



FIG	SHANK	ISO	Ø	
872	FG	806 314 223 524 ...	012	016
L mm			8,0	8,0
			5	5
APPLICATION				

### 873



konisch, Spitze  
nadelförmig  
*conical, ogival end*



FIG	SHANK	ISO	Ø
873	FG	806 314 213 524 ...	016
L mm			10,5
			5
APPLICATION			

### 877



Torpedo, konisch  
*torpedo, conical*



FIG	SHANK	ISO	Ø			
877	FG	806 314 297 524 ...	012	014	016	018
877SG	FG	806 314 297 544 ...				018
877G	FG	806 314 297 534 ...	012	014	016	018
L mm			6,5	6,5	6,5	6,5
			5	5	5	5
APPLICATION						

## 878



Torpedo, konisch  
torpedo, conical



FIG	SHANK	ISO	Ø					
878	FG	806 314 298 524 ...	012	014	016	018	021	
878SG	FG	806 314 298 544 ...	012	014	016	018	021	
878G	FG	806 314 298 534 ...	012	014	016	018	021	023
878F	FG	806 314 298 514 ...		014	016	018	021	
L mm			8,0	8,0	8,0	8,0	8,0	8,0
			5	5	5	5	5	5
APPLICATION								

## 879



Torpedo, konisch  
torpedo, conical



FIG	SHANK	ISO	Ø					
879	FG	806 314 299 524 ...	012	014	016	018	021	023
879SG	FG	806 314 299 544 ...			016	018	021	
879G	FG	806 314 299 534 ...	012	014	016	018	021	023
879F	FG	806 314 299 514 ...	012	014	016			
879EF	FG	806 314 299 504 ...			016			
L mm			10,0	10,0	10,0	10,0	10,0	10,0
			5	5	5	5	5	5
APPLICATION								

## 880



zylindrisch, Stirn rund  
cylindrical, end hemispherical



FIG	SHANK	ISO	Ø	
880	FG	806 314 139 524 ...	012	
880G	FG	806 314 139 534 ...	012	014
L mm			5,0	5,0
			5	5
APPLICATION				

## 881



zylindrisch, Stirn rund  
cylindrical, end hemispherical




FIG	SHANK	ISO	Ø			
881	FG	806 314 141 524 ...	010	012	014	016
881SG	FG	806 314 141 544 ...		012	014	
881G	FG	806 314 141 534 ...		012	014	016
881F	FG	806 314 141 514 ...	010	012	014	016
881EF	FG	806 314 141 504 ...		012	014	
L mm			8,0	8,0	8,0	8,0
			5	5	5	5
APPLICATION						

## 882



zylindrisch, Stirn rund  
cylindrical, end hemispherical



FIG	SHANK	ISO	Ø		
882	FG	806 314 142 524 ...	012	014	016
882F	FG	806 314 142 514 ...	012	014	
L mm			10,0	10,0	10,0
			5	5	5
APPLICATION					

## 883



zylindrisch, Stirn konvex  
cylindrical, end convex



FIG	SHANK	ISO	Ø	
883SG	FG	806 314 146 544 ...	012	016
L mm			7,0	8,0
			5	5
APPLICATION				

### 884




zylindrisch, Stirn  
konisch, spitz  
*cylindrical, end conical,  
pointed*



	FIG	SHANK	ISO	Ø		
	884	FG	806 314 129 524 ...	012		
	884G	FG	806 314 129 534 ...	012		
L mm				6,0		
				5		
APPLICATION						

### 885



zylindrisch, Stirn  
konisch, spitz  
*cylindrical, end conical,  
pointed*

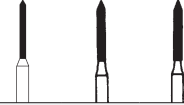


	FIG	SHANK	ISO	Ø		
	885	FG	806 314 130 524 ...	010	012	014
	885SG	FG	806 314 130 544 ...		012	014
	885G	FG	806 314 130 534 ...		012	014
	885F	FG	806 314 130 514 ...		012	014
L mm				8,0	8,0	8,0
				5	5	5
APPLICATION						

### 886



zylindrisch, Stirn  
spitz  
*cylindrical, end pointed*



	FIG	SHANK	ISO	Ø		
	886	FG	806 314 131 524 ...	012	014	016
	886SG	FG	806 314 131 544 ...		014	016
	886G	FG	806 314 131 534 ...	012	014	016
	886F	FG	806 314 131 514 ...	012	014	016
L mm				10,0	10,0	10,0
				5	5	5
APPLICATION						

### 888



Nadelform, lang  
*pointed, long*



	FIG	SHANK	ISO	Ø		
	888	FG	806 314 496 524 ...	012		
L mm				8,0		
				5		
APPLICATION						

### 888L



Nadelform, kurz,  
langer Hals  
*needle-shaped, short,  
long neck*



	FIG	SHANK	ISO	Ø		
	888LG	FG	806 314 539 534 ...	010		
L mm				3,0		
				5		
APPLICATION						

### 889L



Nadelform,  
langer Hals  
*needle-shaped, long  
neck*



	FIG	SHANK	ISO	Ø	
	889L	FG	806 314 540 524 ...	009	010
	889LG	FG	806 314 540 534 ...	009	010
	889LF	FG	806 314 540 514 ...	009	010
L mm				3,5	4,0
				5	5
APPLICATION					

## 890



konisch, spitz  
conical, pointed



FIG	SHANK	ISO	Ø
890F	FG	806 314 160 514 ...	010
890EF	FG	806 314 160 504 ...	010
L mm			4,0
📏			5
APPLICATION			🦷

## 890L



spitz, mit langem Hals  
pointed, with long neck



FIG	SHANK	ISO	Ø
890LF	FG	806 314 699 514 ...	008
890LEF	FG	806 314 699 504 ...	008
L mm			3,0
📏			5
APPLICATION			🦷

## 893



halbrund,  
konkave Seite  
hemispherical, concave side



FIG	SHANK	ISO	Ø
893	FG	806 314 507 524 ...	023
893F	FG	806 314 507 514 ...	023
L mm			5,8
📏			5
APPLICATION			🦷

## 894



Knospe, rund,  
schlank  
bud, rounded, slender



FIG	SHANK	ISO	Ø
894	FG	806 314 263 524 ...	025
L mm			5,5
📏			5
APPLICATION			🦷 🦷

## 895



Granate  
bullet



FIG	SHANK	ISO	Ø
895	FG	806 314 274 524 ...	016
895F	FG	806 314 274 514 ...	016
895EF	FG	806 314 274 504 ...	016
L mm			3,5
📏			5
APPLICATION			🦷

## 897R



konisch, Kante  
rund  
conical, rounded edge



FIG	SHANK	ISO	Ø
897R	FG	806 314 584 524 ...	018
L mm			6,0
📏			5
APPLICATION			🦷 🦷

### 898



konisch, spitz,  
schlank  
*conical, pointed,  
slender*



FIG	SHANK	ISO	Ø		
898	FG	806 314 164 524 ...	010	012	014
898G	FG	806 314 164 534 ...		012	014
898F	FG	806 314 164 514 ...		012	014
898EF	FG	806 314 164 504 ...			014
L mm			6,0	6,0	6,0
📏			5	5	5
APPLICATION			🦷🦷		

### 899



abgerundet,  
konisch spitz  
*rounded, conical  
pointed*




FIG	SHANK	ISO	Ø		
899	FG	806 314 033 524 ...	021	027	031
899G	FG	806 314 033 534 ...		027	031
L mm			6,5	7,0	7,0
📏			5	5	5
APPLICATION			🦷		

### 508 AXIAL PIN



mit Führungs-  
pin für sichere  
Hohlkehle  
*with guiding pin for  
safe chamfer*



FIG	SHANK	ISO	Ø	
508G	FG	806 314 508 534 ...	016	020
508F	FG	806 314 508 514 ...	016	020
L mm			7,5	7,5
📏			5	5
APPLICATION			🦷	

### 907




Rad, Rand  
halbrund  
*wheel, half-circle rim*



FIG	SHANK	ISO	Ø
907G	FG	806 314 067 534 ...	041
L mm			1,0
📏			2
APPLICATION			🦷

### 908 - Depth Marking



Rad zur Tiefen-  
markierung  
*wheel for depth  
marking*



FIG	SHANK	ISO	Ø	
908	FG XL	806 316 072 524 ...	028	036
L mm			1,5	1,5
Marking Depth mm			0,6	1,0
📏			5	2
APPLICATION			🦷	

### 909



Rad  
*wheel*




FIG	SHANK	ISO	Ø			
909	FG	806 314 068 524 ...		035	040	055
909SG	FG	806 314 068 544 ...			040	
909G	FG	806 314 068 534 ...		035	040	
L mm			0,8	1,3	1,8	2,0
📏			5	2	2	2
APPLICATION			🦷			



## 525



Halbrund,  
konkave Seite  
*hemispherical, concave  
side*



	FIG	SHANK	ISO	
	525	FG	806 314 525 524 ...	017
	525F	FG	806 314 525 514 ...	017
	525EF	FG	806 314 525 504 ...	017
L mm				4,0
				5
APPLICATION				

## 526



Halbrund,  
konkave Seite  
*hemispherical, concave  
side*



	FIG	SHANK	ISO	∅
	526	FG	806 314 526 524 ...	023
	526F	FG	806 314 526 514 ...	023
	526EF	FG	806 314 526 504 ...	023
L mm				4,0
				5
APPLICATION				

### MICRO DIAMONDS - MINIMALLY INVASIVE TREATMENT

MICRO DIAMANTEN - MINIMAL INVASIVE BEHANDLUNG | MICRO DIAMANTS - TRAITEMENT PEU INVASIF |  
MICRO DIAMANTES - TRATAMIENTO MÍNIMAMENTE INVASIVO

## 137



zylindrisch,  
Stirn rund  
*cylindrical, end  
hemispherical*



	FIG	SHANK	ISO	∅
	137	FG	806 314 137 524 ...	007
L mm				2,1
				5
APPLICATION				

## 138



zylindrisch,  
Stirn rund  
*cylindrical, end  
hemispherical*



	FIG	SHANK	ISO	∅
	138	FG	806 314 138 524 ...	007
L mm				3,6
				5
APPLICATION				

## 194



konisch, Stirn  
rund  
*conical, end  
hemispherical*



	FIG	SHANK	ISO	∅
	194	FG	806 314 194 524 ...	007
L mm				2,1
				5
APPLICATION				

**271**



zylindrisch,  
Stirn rund  
cylindrical, end  
hemispherical



FIG	SHANK	ISO	Ø
271	FG	806 314 271 524 ...	007
L mm			2,1
			5
APPLICATION			

**277**



Ei  
egg



FIG	SHANK	ISO	Ø
277	FG	806 314 277 524 ...	009
L mm			1,1
			5
APPLICATION			

**295**



Torpedo, konisch  
torpedo, conical



FIG	SHANK	ISO	Ø
295	FG	806 314 295 524 ...	007
L mm			3,6
			5
APPLICATION			

**540**



Nadelform,  
langer Hals  
needle-shaped, long  
neck



FIG	SHANK	ISO	Ø
540	FG	806 314 540 524 ...	008
L mm			3,6
			5
APPLICATION			

**698**



extra langer  
Hals, mit Ansatz  
extra long neck, with  
collar



FIG	SHANK	ISO	Ø
698	FG	806 314 698 524 ...	007
L mm			2,4
			5
APPLICATION			

**697**



Rund, extra  
langer Hals  
spherical (round), extra  
long neck



FIG	SHANK	ISO	Ø
697	FG	806 314 697 524 ...	007
L mm			0,7
			5
APPLICATION			

**ZIRCONIA DIAMONDS**

ZIRCONIA DIAMANTEN | ZIRCONI DIAMANTS | ZIRCONIO DIAMANTES

**Z838L**



Zir Cut



FIG	SHANK	ISO	Ø
Z838L	FG	806 314 140 526 ...	014
L mm			6,0
			5

**Z818**



Rad, Rand  
schneidend,  
wheel, rim  
cutting



FIG	SHANK	ISO	Ø	
Z818	FG	806 314 041 324 ...	050	060
Z818G	FG	806 314 041 334 ...	050	060
L mm			0,6	0,6
			1	1



**Z838L, Z818:**

Kronentrenner zum Auftrennen von Zirkondioxidkronen und -brücken

Corwn cutter for the separation of zirconia crowns and bridges

Coupe-couronne pour le sectionnement de couronnes et bridges en zirconie

Separador de coronas para abrir coronas y puentes de corconio





**Zirconia Diamanten:**  
 speziell entwickelt zur  
 Bearbeitung von Zirkondioxid  
*Zirconia diamonds: specially developed  
 for preparing zirconia*  
*Zircone Diamants: spécialement déve-  
 loppés pour l'usinage de la zircone*  
*Ziconio Diamantes: especialmente  
 desarrollado para la preparación de  
 óxido de zirconio*

## Z801



Zir Prep

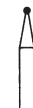


	FIG	SHANK	ISO	Ø
	Z801	FG	806 314 001 324 ...	010
				5

## Z801L



Zir Prep



	FIG	SHANK	ISO	Ø
	Z801L	FG	806 314 697 324 ...	014
	Z801LF	FG	806 314 697 314 ...	014
				5

## Z833



Zir Prep



	FIG	SHANK	ISO	Ø
	Z833	FG	806 314 277 324 ...	023
	Z833F	FG	806 314 277 314 ...	023
				L mm
				4,2
				5

## Z850



Zir Prep



	FIG	SHANK	ISO	Ø
	Z850	FG	806 314 198 324 ...	018
	Z850F	FG	806 314 198 314 ...	018
				L mm
				8,0
				5

## Z863



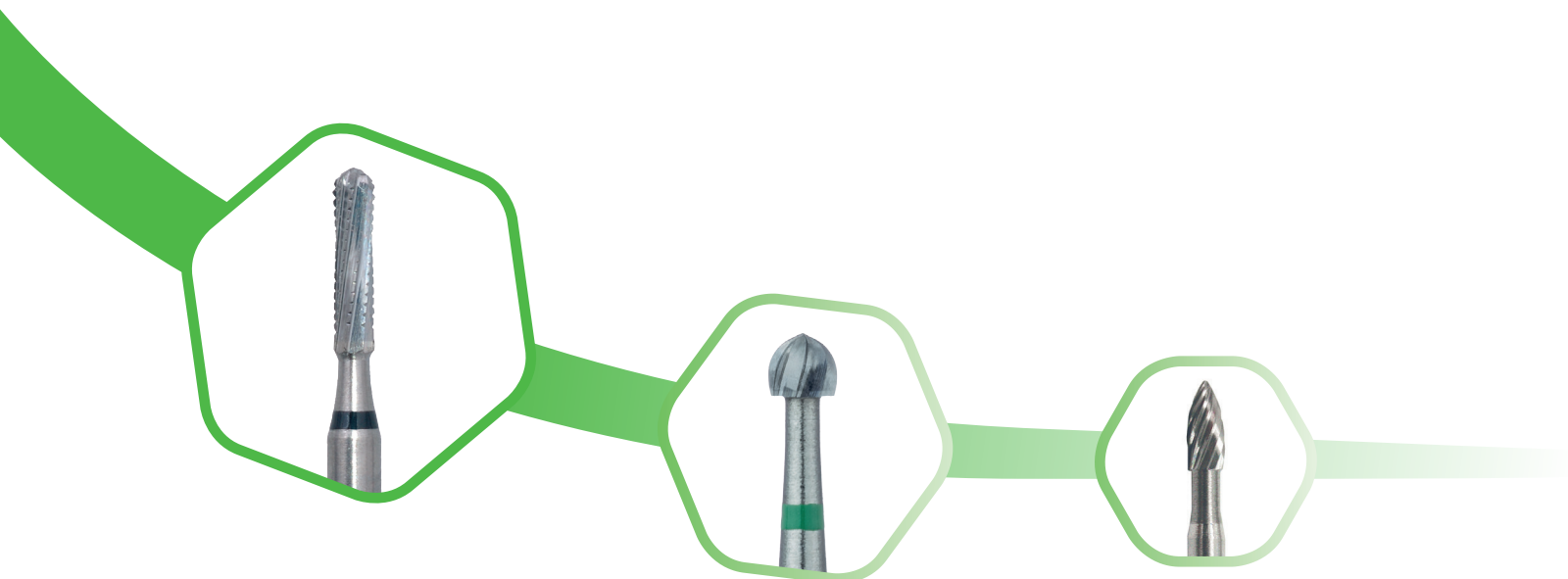
Zir Prep



	FIG	SHANK	ISO	Ø
	Z863	FG	806 314 250 324 ...	012
	Z863F	FG	806 314 250 314 ...	012
				L mm
				10,0
				5

# CARBIDE

HARTMETALL | CARBURE | CARBURO
















# DENTISTRY














PRAXIS | CABINET | CLINICA



**TYPES AND SHAPES UND FORMEN**

TYPE UND FORMEN | TYPES ET FORMES | TIPOS Y FORMAS

												
<b>C1</b>	<b>C15</b>	<b>CQ1</b>	<b>CQ1L</b>	<b>C2</b>	<b>C7</b>	<b>C7L</b>	<b>C21</b>	<b>C21L</b>	<b>C21R</b>	<b>C23</b>	<b>C23L</b>	<b>C23R</b>
P. 44	P. 44	P. 45	P. 45	P. 45	P. 45	P. 45	P. 46	P. 46	P. 46	P. 46	P. 46	P. 46







												
<b>C31</b>	<b>C31R</b>	<b>C33</b>	<b>C33L</b>	<b>CX21</b>	<b>CX21R</b>	<b>TCX21R</b>	<b>CX23</b>	<b>CX23R</b>	<b>TCX23R</b>	<b>C18R</b>	<b>C31EF</b>	<b>CG35RS</b>
P. 47	P. 47	P. 47	P. 47	P. 48	P. 48	P. 48	P. 48	P. 48	P. 48	P. 49	P. 49	P. 49

												
<b>C36R</b>	<b>C31A</b>	<b>C48L</b>	<b>C132</b>	<b>C133</b>	<b>C134</b>	<b>C135</b>	<b>C379</b>	<b>C246</b>	<b>C274</b>	<b>C44E</b>	<b>C244K</b>	<b>C245</b>
P. 49	P. 49	P. 50	P. 50	P. 50	P. 50	P. 50	P. 50	P. 51	P. 51	P. 51	P. 51	P. 51

	
<b>C245K</b>	<b>C375R</b>
P. 51	P. 51

**COLOUR CODE**

FARBCODIERUNG | CODE COULEUR | CÓDIGO DE COLORES

	FARBCODE <i>Colour code   Code couleur   Código de colores</i>	BESCHREIBUNG <i>Description   Description   Descripción</i>		
	grüner Ring <i>green ring   bague verte   anillo verde</i>	grob <i>coarse   gros   grueso</i>	= C-G	schnittfreudig <i>high cutting efficiency   haut pouvoir tranchant   alta efectividad de corte</i>
	blauer Ring <i>blue ring   bague bleue   anillo azul</i>	grob, querhiebverzahnt <i>coarse, cross cut   gros, denture surtaillée   grueso, dentado transversal</i>	= CQ-	schnittfreudig <i>high cutting efficiency   haut pouvoir tranchant   alta efectividad de corte</i>
	ohne Ring <i>without ring   sans bague   sin anillo</i>	fein <i>fine   fin   fino</i>	= C-	8-12 Schneiden <i>Blades   Lames   Laminas</i>
	gelber Ring <i>yellow ring   bague jaune   anillo amarillo</i>	extra fein <i>extra fine   extra fin   extra fino</i>	= C-F	16-20 Schneiden <i>Blades   Lames   Laminas</i>
	weisser Ring <i>white ring   bague blanche   anillo blanco</i>	ultra fein <i>ultra fine   ultra fin   ultra fino</i>	= C-U	30 Schneiden <i>Blades   Lames   Laminas</i>

**EXCAVATING BURS**

KAVITÄTEN BOHRER | FRAISES CAVITÉS | FRESAS PARA CAVIDADES

**C1**



kugelförmig  
spherical

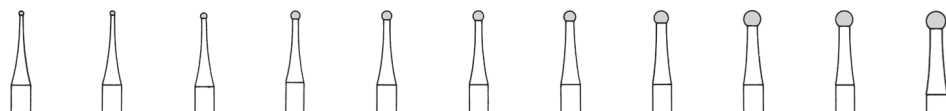


FIG	SHANK	ISO	∅										
C1	FG	500 314 001 001 ...	005	006	008	010	012	014	016	018	021	023	
C1	FG XL	500 316 001 001 ...				010		014		018		023	
C1	RA	500 204 001 001 ...	005	006	008	010	012	014	016	018	021	023	027
US-No.			1/4	1/2	1	2	3	4	5	6	7	8	10
			5	5	5	5	5	5	5	5	5	5	5
APPLICATION													

**C1S**



kugelförmig,  
schnittfreudig  
spherical, high cutting  
efficiency

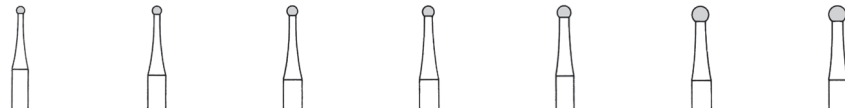


	FIG	SHANK	ISO	∅									
	C1S	FG	500 314 001 003 ...	010	012	014	016	018	021	023			
	C1S	RA	500 204 001 003 ...	010	012	014	016	018	021	023			
	C1S	RAL	500 205 001 003 ...	010	012	014	016	018	021	023			
US-No.				2S	3S	4S	5S	6S	7S	8S			
				5	5	5	5	5	5	5	5	5	5
APPLICATION													

### CQ1



kugelförmig,  
schnittfreudig,  
Querhieb  
*spherical, high cutting  
efficiency, cross-cut*

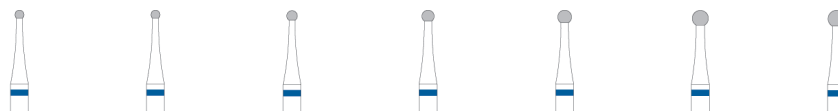


FIG	SHANK	ISO	Ø						
● CQ1	FG	500 314 001 002 ...	010	012	014	016	018	021	
● CQ1	RA	500 204 001 002 ...	010	012	014	016	018	021	023
● CQ1	RAL	500 205 001 002 ...	010	012	014	016	018	021	
			5	5	5	5	5	5	5
APPLICATION									

### CQ1L



Querhieb, extra  
schlanker Hals  
*cross cut, extra  
slender neck*

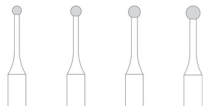


FIG	SHANK	ISO	Ø			
● CQ1L	RA	500 204 697 003 ...	012	014	016	018
			5	5	5	5
APPLICATION						

### C2



umgekehrter  
Kegel  
*inverted conical*

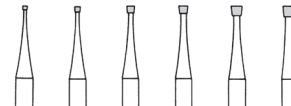


FIG	SHANK	ISO	Ø					
C2	FG	500 314 010 001 ...	006	008	010	012	014	016
C2	RA	500 204 010 001 ...			010	012	014	016
US-No.			33 1/2	34	35	36	37	38
L mm			0,6	0,8	1,0	1,2	1,4	1,5
			5	5	5	5	5	5
APPLICATION								

### C7



Birne  
*pear*

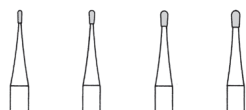


FIG	SHANK	ISO	Ø			
C7	FG	500 314 237 001 ...	006	008	010	012
US-No.			329	330	331	332
L mm			1,7	1,8	2,0	2,2
			5	5	5	5
APPLICATION						

### C7L



Birne, lang  
*pear, long*



FIG	SHANK	ISO	Ø	
C7L	FG	500 314 238 006 ...	008	010
US-No.			330L	331L
L mm			4,1	4,1
			5	5
APPLICATION				

**FISSURE BURS**

FISSUREN BOHRER | FRAISES À FISSURES | FRESAS PARA FISURAS

**C21**



Stirn und Seite  
schneidend  
*side and end cutting*

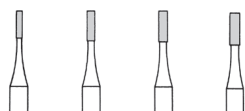


FIG	SHANK	ISO	Ø			
C21	FG	500 314 107 006 ...	008	010	012	014
C21	RA	500 204 107 006 ...		010	012	
		US-No.	56	57	58	59
		L mm	3,6	4,1	4,1	4,5
			5	5	5	5
		APPLICATION				

**C21L**



Stirn und Seite  
schneidend, lang  
*side and end cutting,  
long*



FIG	SHANK	ISO	Ø	
C21L	FGL	500 315 110 006 ...	012	
		US-No.	58L	
		L mm	6,3	
			5	
		APPLICATION		

**C21R**



zylindrisch, Stirn  
rund  
*cylindrical, end hemispherical*



FIG	SHANK	ISO	Ø	
C21R	FG	500 314 137 006 ...	010	012
		US-No.	1157	1158
		L mm	4,1	4,1
			5	5
		APPLICATION		

**C23**



konisch  
*conical*

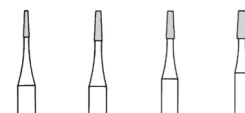


FIG	SHANK	ISO	Ø			
C23	FG	500 314 168 006 ...	008	009	010	012
		US-No.	168	169	170	171
		L mm	3,6	3,8	4,1	4,1
			5	5	5	5
		APPLICATION				

**C23L**



konisch  
*conical*




FIG	SHANK	ISO	Ø		
C23L	FGL	500 315 171 006 ...	009	010	012
		US-No.	169L	170L	171L
		L mm	5,3	6,3	6,3
			5	5	5
		APPLICATION			

**C23R**



konisch, Stirn  
rund  
*conical, end domed*

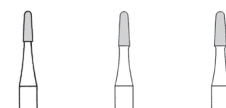


FIG	SHANK	ISO	Ø		
C23R	FG	500 314 194 006 ...	012		
C23R	RA	500 204 194 006	012	014	016
		US-No.	1171		1172
		L mm	4,1	4,5	4,5
			5	5	5
		APPLICATION			



### C31



Seite und Stirn  
schneidend  
*side and end cutting*

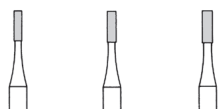


FIG	SHANK	ISO	Ø		
C31	FG	500 314 107 007 ...	009	010	012
US-No.			556	557	558
L mm			3,8	4,1	4,1
☞			5	5	5
APPLICATION			☞		

### C31R



zylindrisch, Stirn  
rund  
*cylindrical, end hemispherical*



FIG	SHANK	ISO	Ø	
C31R	FG	500 314 137 007 ...	010	012
US-No.			1557	1558
L mm			4,1	4,1
☞			5	5
APPLICATION			☞	

### C33



konisch  
*conical*

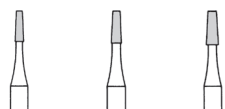


FIG	SHANK	ISO	Ø		
C33	FG	500 314 168 007 ...	010	012	016
C33	FGXL	500 316 168 007 ...	010	012	016
US-No.			700	701	702
L mm			4,1	4,1	4,5
☞			5	5	5
APPLICATION			☞		

### C33L



konisch  
*conical*



FIG	SHANK	ISO	Ø	
C33L	FGXL	500 316 171 007 ...	010	012
US-No.			700L	701L
L mm			6,3	6,3
☞			5	5
APPLICATION			☞	

**CROWN CUTTERS WITH X-CUT - FOR SOFT PRECIOUS METAL ALLOYS**  
KRONENTRENNER FÜR WEICHE EDELMETALLLEGIERUNGEN | COUPES-COURONNES | CORTA-CORONAS

**CX21**



Stirn und Seite  
schneidend  
side and end cutting



FIG	SHANK	ISO	Ø	
CX21	FG	500 314 107 019 ...	010	012
		US-No.	557X	558X
		L mm	4,0	4,0
			5	5
		APPLICATION		

**CX21R**



zylindrisch,  
Stirn rund  
cylindrical, end  
hemispherical



FIG	SHANK	ISO	Ø	
CX21R	FG	500 314 137 019 ...	010	012
		US-No.	557E	558E
		L mm	4,2	4,2
			5	5
		APPLICATION		

**TCX21R**



zylindrisch,  
Stirn rund  
cylindrical, end  
hemispherical



FIG	SHANK	ISO	Ø	
TCX21R	FG	506 314 137 019 ...	010	012
		L mm	4,2	4,2
			5	5
		APPLICATION		

**CX23**



konisch  
conical




FIG	SHANK	ISO	Ø	
CX23	FG	500 314 168 019 ...	010	012
		US-No.	700X	701X
		L mm	4,0	4,0
			5	5
		APPLICATION		

**CX23R**



konisch rund  
conical domed



FIG	SHANK	ISO	Ø	
CX23R	FG	500 314 194 019 ...	012	
		US-No.	701E	
		L mm	4,1	
			5	
		APPLICATION		

**TCX23R**



konisch rund  
conical domed



FIG	SHANK	ISO	Ø	
TCX23R	FG	506 314 194 019 ...	012	
		L mm	4,1	
			5	
		APPLICATION		

**CROWN CUTTERS - FOR HARD PRECIOUS METAL AND NON-PRECIOUS METAL ALLOYS**

KRONENTRENNER FÜR HARTE EDELMETALL- UND NEM-LEGIERUNGEN | COUPES-COURONNES | CORTA-CORONAS

**C18R**



konisch rund  
conical domed



FIG	SHANK	ISO	Ø
C18R	FG	500 314 196 008 ...	010
		L mm	4,0
			5
APPLICATION			

**C31EF**



zylindrisch,  
Stirn rund  
cylindrical, end  
hemispherical



FIG	SHANK	ISO	Ø
C31EF	FG	500 314 139 015 ...	012
		L mm	4,1
			5
APPLICATION			

**CG35RS**



zylindrisch,  
Stirn rund  
cylindrical, end  
hemispherical



FIG	SHANK	ISO	Ø
CG35RS	FG	500 314 139 006 ...	012
		L mm	3,5
			5
APPLICATION			



**C36R**



zylindrisch,  
Stirn rund  
cylindrical, end  
hemispherical



FIG	SHANK	ISO	Ø
C36R	FG	504 314 139 008 ...	012
C36R	FGXL	504 316 139 008 ...	012
		US-No.	1958
		L mm	4,0
			5
APPLICATION			

**AMALGAM REMOVER**

AMALGAMENTFERNER | DISSOLVANT D'AMALGAME | REMOVADOR DE AMALGAMA

**C31A**



zylindrisch,  
Stirn rund  
cylindrical, end  
hemispherical



FIG	SHANK	ISO	Ø
C31A	FG	500 314 139 008 ...	012
		L mm	5,3
			5
APPLICATION			

**FINISHING BURS**

FINIERER | FRAISES À POLIR | FRESAS PARA ACABAR

**C48L**



Stirn flammen-  
förmig lang  
*long ogival end*

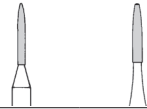


FIG	SHANK	ISO	Ø	
● C48L	FG	500 314 249 072 ...	010	012
● C48LF	FG	500 314 249 042 ...		012
◎ C48LU	FG	500 314 249 032 ...		012
● C48L	RA	500 204 249 072 ...		012
L mm			8,0	8,0
📄			5	5
APPLICATION				

**C132**



konisch spitz,  
schlank  
*conical pointed,  
slender*



FIG	SHANK	ISO	Ø	
● C132	FG	500 314 699 071 ...		008
● C132F	FG	500 314 699 041 ...		008
◎ C132U	FG	500 314 699 031 ...		008
US-No.			ET3	
L mm			3,1	
📄			5	
APPLICATION				

**C133**



konisch spitz  
*conical pointed*



FIG	SHANK	ISO	Ø	
● C133	FG	500 314 159 071 ...	010	
● C133F	FG	500 314 159 041 ...	010	
US-No.			ET4	
L mm			4,2	
📄			5	
APPLICATION				

**C134**



konisch spitz,  
schlank  
*conical pointed,  
slender*



FIG	SHANK	ISO	Ø	
● C134	FG	500 314 164 071 ...	014	
● C134F	FG	500 314 164 041 ...	014	
◎ C134U	FG	500 314 164 031 ...	014	
US-No.			ET6	
L mm			6,0	
📄			5	
APPLICATION				

**C135**



konisch spitz,  
schlank  
*conical pointed,  
slender*



FIG	SHANK	ISO	Ø	
● C135	FG	500 314 166 071 ...	014	
● C135F	FG	500 314 166 041 ...	014	
◎ C135U	FG	500 314 166 031 ...	014	
US-No.			ET9	
L mm			9,0	
📄			5	
APPLICATION				

**C379**



Ei  
*egg*

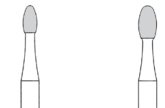


FIG	SHANK	ISO	Ø	
● C379	FG	500 314 277 072 ...	018	023
● C379F	FG	500 314 277 042 ...	018	023
◎ C379U	FG	500 314 277 032 ...	018	023
● C379	RA	500 204 277 072 ...	018	023
US-No.			7406	7408
L mm			3,5	4,2
📄			5	5
APPLICATION				

### C246



Nadelform, kurz  
*pointed, short*

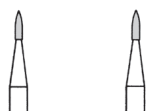


FIG	SHANK	ISO	Ø	
● C246	FG	500 314 496 071 ...	009	010
◎ C246U	FG	500 314 296 031 ...	009	
		US-No.	7901	7902
		L mm	3,6	3,6
			5	5
		APPLICATION		

### C274



Granate  
*bullet*



FIG	SHANK	ISO	Ø	
◎ C274U	FG	500 314 274 032 ...	016	
		US-No.	274	
		L mm	3,7	
			5	
		APPLICATION		

### C44E



Geschoss  
*longitudinal ellipsoidal*



FIG	SHANK	ISO	Ø	
C44E	FG	500 314 499 072 ...	014	
		US-No.	7404	
		L mm	3,3	
			5	
		APPLICATION		

### C244K



Torpedo, konisch  
*torpedo, conical*



FIG	SHANK	ISO	Ø	
C244K	FG	500 314 298 072 ...	016	
C244K	RA	500 204 298 072 ...		021
		L mm	8,0	8,0
			5	5
		APPLICATION		

### C245



Torpedo,  
zylindrisch  
*torpedo, cylindrical*



FIG	SHANK	ISO	Ø	
C245	FG	500 314 290 072 ...	014	
		L mm	10,0	
			5	
		APPLICATION		

### C245K



Torpedo, konisch  
*torpedo, conical*



FIG	SHANK	ISO	Ø	
C245K	FG	500 314 299 072 ...	018	
		L mm	1,0	
			5	
		APPLICATION		

### C375R



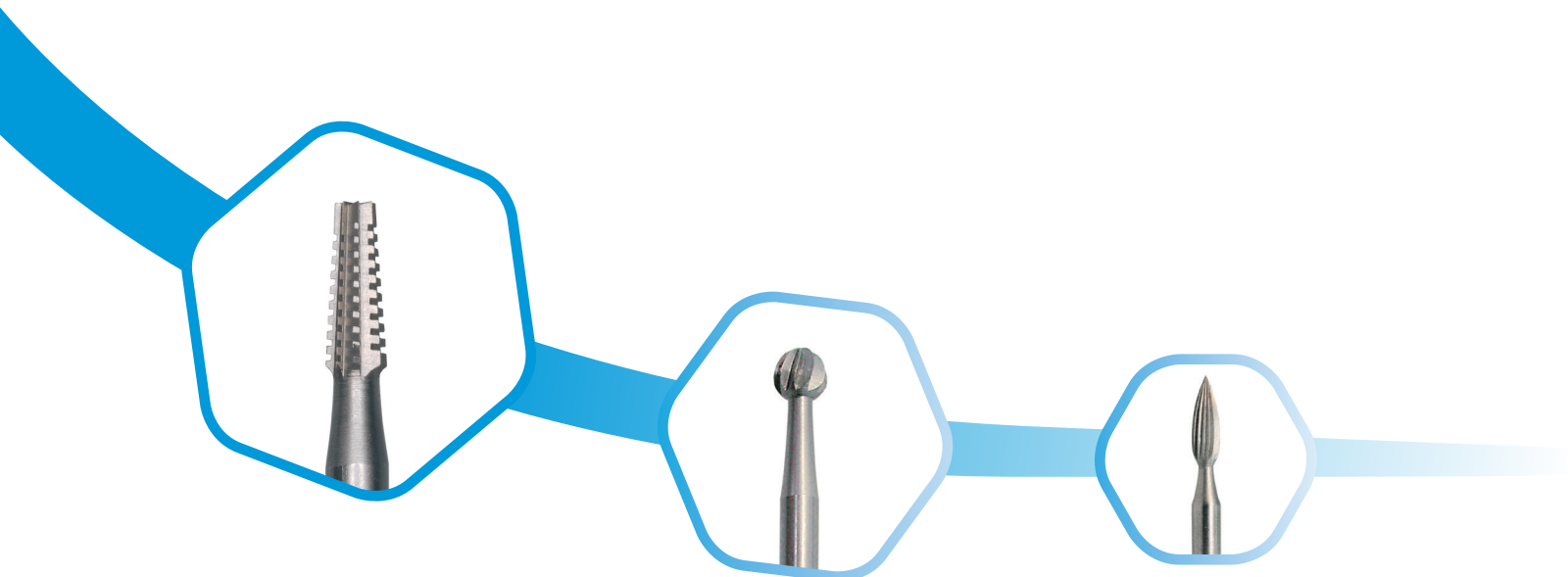
konisch rund  
*conical domed*



FIG	SHANK	ISO	Ø	
C375R	FG	500 314 198 072 ...	014	018
		US-No.	7664	7686
		L mm	8,0	8,0
			5	5
		APPLICATION		

# STEEL


STAHL | ACIER | ACERO



# DENTISTRY

PRAXIS | CABINET | CLINICA

**TYPES AND SHAPES UND FORMEN**  
TYPE UND FORMEN | TYPES ET FORMES | TIPOS Y FORMAS



<b>1</b>	<b>36</b>	<b>38</b>	<b>38R</b>	<b>48</b>
P. 54	P. 54	P. 54	P. 55	P. 55

**EXCAVATING BURS**

KAVITÄTEN BOHRER | FRAISES CAVITÉS | FRESAS PARA CAVIDADES

1



kugelförmig  
(rund)  
spherical (round)

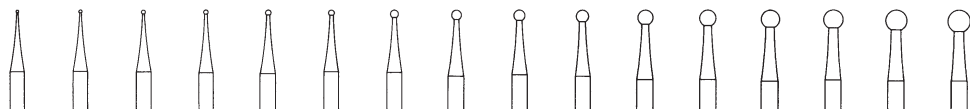


FIG	SHANK	ISO	∅															
1	RA	310 204 001 001 ...	005	006	007	008	009	010	012	014	016	018	021	023	025	027	029	031
1	RAL	310 205 001 001 ...					009	010	012	014	016	018	021	023				
1	RAXL	310 206 001 001 ...								014		018		023				
US-No.			1/4	1/2		1		2	3	4	5	6	7	8	9	10		11
			5	5	5	5	5	5	5	5	5	5	5	5	5	5	5	5
APPLICATION																		

**FISSURE BURS**

FISSUREN BOHRER | FRAISES À FISSURES | FRESAS PARA FISURAS

36



zylindrisch,  
Seite und Stirn  
schneidend  
cylindrical, side and  
end cutting

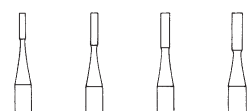


FIG	SHANK	ISO	∅			
36	RA	310 204 107 002 ...	008	010	012	014
US-No.			556	557	558	559
L mm			3,6	4,2	4,5	4,8
			5	5	5	5
APPLICATION						

38



konisch, (kegel-  
stumpfförmig)  
conical, (truncated  
conical)

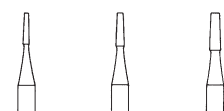


FIG	SHANK	ISO	∅		
38	RA	310 204 168 002 ...	010	012	016
US-No.			700	701	702
L mm			4,2	4,5	5,1
			5	5	5
APPLICATION					



**BATT BUR**

BATT BOHRER | FRAISES BATT | BATT FRESAS

**38R**



konisch rund  
conical domed

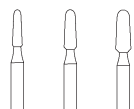


FIG	SHANK	ISO	Ø		
38R	RAL	310 205 196 002 ...	012	014	016
L mm			5,0	5,0	5,0
📦			5	5	5
APPLICATION					



**38R:**  
Stirn rund, nur Seite schneidend  
end domed, site cutting only



**FINISHING BURS**

FINIERER | FRAISES À POLIR | FRESAS PARA ACABAR

**48**



Flamme, normal  
flame, standard

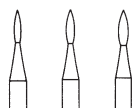



FIG	SHANK	ISO	Ø		
48	RA	310 204 243 071 ...	010	012	014
US-No.			242		
L mm			4,5	4,8	5,1
📦			5	5	5
APPLICATION					

# ABRASIVES

SCHLEIFKÖRPER | ABRASIFS | ABRASIVOS



# DENTISTRY

PRAXIS | CABINET | CLINICA

## TYPES AND SHAPES

TYPEN UND FORMEN | TYPES ET FORMES | TIPOS Y FORMAS

<b>GP662</b>	<b>601</b>	<b>602</b>	<b>603</b>	<b>622</b>	<b>638</b>	<b>639</b>	<b>645</b>	<b>649</b>	<b>650</b>	<b>651</b>	<b>652</b>	<b>661</b>
<b>Glaze Prep</b>	<b>Green</b>	<b>Green</b>	<b>Green</b>	<b>Green</b>	<b>Green</b>	<b>Green</b>	<b>Green</b>	<b>Green</b>	<b>Green</b>	<b>Green</b>	<b>Green</b>	<b>Green</b>
P. 59	P. 60	P. 60	P. 60	P. 60	P. 60	P. 60	P. 60	P. 60	P. 60	P. 60	P. 60	P. 61

<b>662</b>	<b>666</b>	<b>667</b>	<b>645F</b>	<b>601</b>	<b>638</b>	<b>645</b>	<b>649</b>	<b>660</b>	<b>661</b>	<b>662</b>	<b>666</b>
<b>Green</b>	<b>Green</b>	<b>Green</b>	<b>Green</b>	<b>Arkansas</b>	<b>Arkansas</b>	<b>Arkansas</b>	<b>Arkansas</b>	<b>Arkansas</b>	<b>Arkansas</b>	<b>Arkansas</b>	<b>Arkansas</b>
P. 61	P. 61	P. 61	P. 61	P. 62	P. 62	P. 62	P. 62	P. 62	P. 62	P. 62	P. 62

<b>SD660F</b>	<b>SD662F</b>
<b>Arkansas</b>	<b>Arkansas</b>
P. 63	P. 63





## ROTATION SPEED AND PRESSURE

DREHZAHL UND DRUCK | VITESSE DE ROTATION ET PRESSION | NÚMERO DE REVOLUCIONES Y PRESIÓN DE CONTACTO

SCHLEIFKÖRPER <i>Abrasives   Abrasifs   Abrasivos</i>	EMPFOHLEN <i>Recommended   Recommandés   Recomendad</i>	MAXIMAL <i>Maximum   Maximale   Máximo</i>	ANPRESSDRUCK <i>Contact pressure   Pression de contact   Presión de contacto</i>
Winkelstück RA <i>Right Angle RA / Contre-Angles RA / Contraángulo RA</i>	15'000 – 25'000 min <sup>-1</sup>	30'000 min <sup>-1</sup>	ca. 2N (ca. 200g) <i>approx. 2N (approx. 200g)</i> env. 2N (env. 200g) <i>aprox. 2N (aprox. 200g)</i>
Turbine FG <i>Friction Grip FG / Turbine FG / Turbina FG</i>	80'000 – 100'000 min <sup>-1</sup>	120'000 min <sup>-1</sup>	

**APPLICATION**

ANWENDUNG | APPLICATION | APLICACIÓN

SCHLEIFKÖRPER <i>Abrasives   Abrasifs   Abrasivos</i>	ZIRCONDIOXID <i>Zirconium oxide Zircrone Óxido de circonio</i>	VOLLKERAMIK <i>All Ceramic Tout céramique Cerámica total</i>	FELDSPÄTKERAMIK <i>Feldspar ceramics Céramique feldspathique Cerámica de feldspato</i>	KUNSTSTOFF <i>Plastic   Matière plastique   Plástico</i>	DENTIN <i>Dentín   Dentine   Dentina</i>	AMALGAM <i>Amalgam   Amalgame   Amalgama</i>	KOMPOSIT <i>Composite   Composite   Composite</i>	EMPFOHLENE ANWENDUNGSBEREICHE <i>Recommended application   Domaines d'application recommandés   Aplicación recomendada</i>	
 Grün – Siliziumkarbid <i>Green – silicon carbide   Vert – carbure de silice   Verde – carburo de silicio</i>	✗	✗	✓	✓	✗	✗	✗	Bearbeitung von Keramik und Kunststoffen <i>Preparing porcelain and acrylics   L'usinage de la céramique et de la résine   Preparación de cerámica y resinas</i>	
 Arkansas	✗	✗	✗	✗	✓	✓	✓	Feinstbearbeitung/Polieren von Füllungs- materialien, insbesondere Kunststofffüllungen (Composite) <i>Finest grinding/polishing of filling materials and all composite- filling-materials   Micropolissage/polissage d'obturations, en particulier les d'obturations en résines (composite)   Superacabado/pulido de obturaciones, en especial las de resina (resinas)</i>	 
 Glaze Prep	✓	✓	✓	✗	✗	✗	✗	Zum Glätten und Korrigieren von Vollkerami- ken und Zirkondioxid <i>For smoothing and correcting all-ceramics and zirconiumoxide   Pour le lissage et la correction des céramiques complètes et du dioxyde de zirconium   Para alisar y corregir la cerámica integral y el dióxido de zirconio</i>	
 Diamond Stone	✓	✓	✓	✓	✗	✗	✗	Zum effizienten Glätten von Vollkeramiken <i>For efficient smoothing of all-ceramics   Pour un lissage efficace des céramiques complètes   Para un alisado eficaz de todas las cerámicas</i>	

✓ empfohlen  
*recommended | recommandée | recomendado*

✓ geeignet  
*suitable | adaptée | posible*

✗ nicht geeignet  
*not suitable | ne convient pas | no es posible*

## GLAZE PREP

- Für Chairside Behandlungen mit Glaskeramiken, wie etwa IPS e.max CAD.
  - Optimal um die Restauration zur Glasur vorzubereiten. Die Oberfläche wird von Schleifspuren geglättet und gleichzeitig angeraut, damit die Glasur beim Auftragen nicht verläuft.
  - Auch zum verschleifen von Haltestegen geeignet!
  - Für die Nacharbeitung von okklusalen Kontaktpunkten bei vollanatomischen Zirkondioxidkronen.
  - Verwendung im blauen Winkelstück
- 
- *For chairside therapy with glass ceramic like IPS e.max CAD*
  - *For optimally preparing the restoration for glazing. Smooths inishing striations on the surface and simultaneously roughens the surface, so that the glaze does not run during application.*
  - *Also suitable for trimming bar attachments!*
  - *Can also be used for adjusting occlusal contact points with fully anatomical zirconia crowns.*
  - *Used in a blue contra-angle*
- 
- *Pour le traitement au fauteuil sur vitro-céramique par exemple IPS e.max CAD*
  - *Est optimale pour préparer la restauration pour un glaçage. La surface est rendue lisse en supprimant les traces de meulage et en même temps elle est rendue rugueuse pour que la glaçure ne coule pas lors de l'application.*
  - *Aussi pour meuler les zones des tiges de fixation !*
  - *Également adapté pour les retouches occlusales sur les couronnes anatomiques en zircone.*
  - *L'utilisation avec le contre-angle bleu*
- 
- *Para el tratamiento en clínica con cerámica de vidrio tal como IPS e.max CAD*
  - *Es óptima para preparar las restauraciones para el glaseado. Se alisan los rastros de los instrumentos abrasivos de la superficie y, al mismo tiempo, se asperiza para que el glaseado no se corra al aplicarlo.*
  - *También indicado para rebajar las barras de sujeción!*
  - *También para el repasado de puntos de contacto oclusales en coronas de dióxido de circonio con anatomía completa.*
  - *La utilización en el contraángulo azul*

## GP662



Torpedo,  
zylindrisch  
torpedo, cylindrical

FIG	SHANK	ISO	Ø
GP662	RA	655 204 288 526 ...	035
L mm			7,5
			2

⤵ **rmp: recommended 10'000-15'000**

**GREEN - SILICON CARBIDE**

GRÜN - SILIZIUMKARBID | VERT - CARBURE DE SILICE | VERDE - CARBURO DE SILICIO

**601**

**602**

**603**

**622**

kugelförmig (rund)  
spherical (round)



Rad  
wheel

FIG	SHANK	ISO	Ø		
601	RA	655 204 001 523 ...	030		
602	RA	655 204 001 523 ...		040	
603	RA	655 204 001 523 ...			050
			5	5	5

FIG	SHANK	ISO	Ø
622	RA	655 204 042 523 ...	065
		L mm	2,0
			5

**638**

**639**

**645**

zylindrisch, Seite  
und Stirn schneidend  
cylindrical, side and end  
cutting



konisch spitz  
conical pointed

FIG	SHANK	ISO	Ø	
638	RA	655 204 110 523 ...	025	
639	RA	655 204 110 523 ...		035
		L mm	6,0	6,0
			5	5

FIG	SHANK	ISO	Ø
645	FG	655 314 161 523 ...	028
645	RA	655 204 161 523 ...	028
		L mm	7,0
			5

**649**

**650**

**651**

**652**

konisch  
(kegelstumpfförmig)  
conical (truncated conical)




FIG	SHANK	ISO	Ø			
649	RA	655 204 171 523 ...	025			
650	RA	655 204 171 523 ...		028		
651	RA	655 204 171 523 ...			032	
652	RA	655 204 173 523 ...				035
		L mm	6,0	6,0	6,0	10,5
			5	5	5	5

# ABRASIVES

SCHLEIFKÖRPER | ABRASIFS | ABRASIVOS

DENTISTRY  
PRAXIS | CABINET | CLINICA

## 661

## 662



Torpedo, zylindrisch  
torpedo, cylindrical

FIG	SHANK	ISO	Ø	
661	FG	655 314 288 523 ...	025	
661	RA	655 204 288 523 ...	025	
662	RA	655 204 288 523 ...		035
L mm			7,0	7,5
📏			5	5

## 666

## 667



Knospe, schlank  
bud, slender

FIG	SHANK	ISO	Ø	
666	RA	655 204 257 523 ...	025	
667	RA	655 204 257 523 ...		035
L mm			6,5	7,0
📏			5	5

**GREEN FINE - SILICON CARBIDE**

GRÜN FEIN - SILIZIUMKARBID | VERT FINS - CARBURE DE SILICE | VERDE FINO - CARBURO DE SILICIO

## 645F



konisch spitz  
conical pointed

FIG	SHANK	ISO	Ø
645F	RA	655 204 161 513 ...	025
L mm			8,5
📏			5

**ARKANSAS**

**601**



kugelförmig  
(rund)  
spherical (round)

FIG	SHANK	ISO	∅
601	FG	635 314 001 505 ...	030
601	RA	635 204 001 505 ...	030
L mm			5
📦			

**638**



zylindrisch,  
Seite und Stirn  
schneidend  
cylindrical, side and  
end cutting

FIG	SHANK	ISO	∅
638	FG	635 314 110 505 ...	025
638	RA	635 204 110 505 ...	025
L mm			6,0
📦			5

**645**



konisch spitz  
conical pointed

FIG	SHANK	ISO	∅
645	FG	635 314 161 505 ...	028
645	RA	635 204 161 505 ...	028
L mm			7,0
📦			5

**649**



konisch, (kegel-  
stumpfförmig)  
conical, (truncated  
conical)

FIG	SHANK	ISO	∅
649	FG	635 314 171 505 ...	025
649	RA	635 204 171 505 ...	025
L mm			6,0
📦			5

**660**



Flamme,  
flame

FIG	SHANK	ISO	∅
660	FG	635 314 297 505 ...	025
660	RA	635 204 297 505 ...	025
L mm			7,0
📦			5

**661**



Torpedo,  
zylindrisch  
torpedo, cylindrical

FIG	SHANK	ISO	∅
661	FG	635 314 288 505 ...	025
661	RA	635 204 288 505 ...	025
L mm			7,0
📦			5

**662**



Flamme,  
flame

FIG	SHANK	ISO	∅
662	FG	635 314 297 505 ...	030
662	RA	635 204 297 505 ...	030
L mm			6,0
📦			5

**666**



Knospe, schlank  
bud, slender

FIG	SHANK	ISO	∅
666	FG	635 314 257 505 ...	025
666	RA	635 204 257 505 ...	025
L mm			6,5
📦			5



## DIAMOND STONE

- Für Chairside Behandlungen mit Glaskeramiken, wie etwa IPS e.max CAD.
- Optimal um die Restauration zur Glasur vorzubereiten. Die Oberfläche wird von Schleifspuren geglättet und gleichzeitig angeraut, damit die Glasur beim Auftragen nicht verläuft.
- Auch zum verschleifen von Haltestegen geeignet!
- Für die Nacharbeitung von okklusalen Kontaktpunkten bei vollanatomischen Zirkondioxidkronen.
- Verwendung im blauen Winkelstück
- *For chairside therapy with glass ceramic like IPS e.max CAD*
- *For optimally preparing the restoration for glazing. Smooths inishing striations on the surface and simultaneously roughens the surface, so that the glaze does not run during application.*
- *Also suitable for trimming bar attachments!*
- *Can also be used for adjusting occlusal contact points with fully anatomical zirconia crowns.*
- *Used in a blue contra-angle*
- *Pour le traitement au fauteuil sur vitro-céramique par exemple IPS e.max CAD*
- *Est optimale pour préparer la restauration pour un glaçage. La surface est rendue lisse en supprimant les traces de meulage et en même temps elle est rendue rugueuse pour que la glaçure ne coule pas lors de l'application.*
- *Aussi pour meuler les zones des tiges de fixation !*
- *Également adapté pour les retouches occlusales sur les couronnes anatomiques en zircone.*
- *L'utilisation avec le contre-angle bleu*
- *Para el tratamiento en clínica con cerámica de vidrio tal como IPS e.max CAD*
- *Es óptima para preparar las restauraciones para el glaseado. Se alisan los rastros de los instrumentos abrasivos de la superficie y, al mismo tiempo, se asperiza para que el glaseado no se corra al aplicarlo.*
- *También indicado para rebajar las barras de sujeción!*
- *También para el repasado de puntos de contacto oclusales en coronas de dióxido de circonio con anatomía completa.*
- *La utilización en el contraángulo azul*

⚙️ **rpm: recommended 10'000-15'000**

### SD660F



Torpedo,  
zylindrisch  
*torpedo, cylindrical*

FIG	SHANK	ISO	Ø
SD660F	RA	805 204 297 516 ...	025
		L mm	7,5
			2

### SD662F

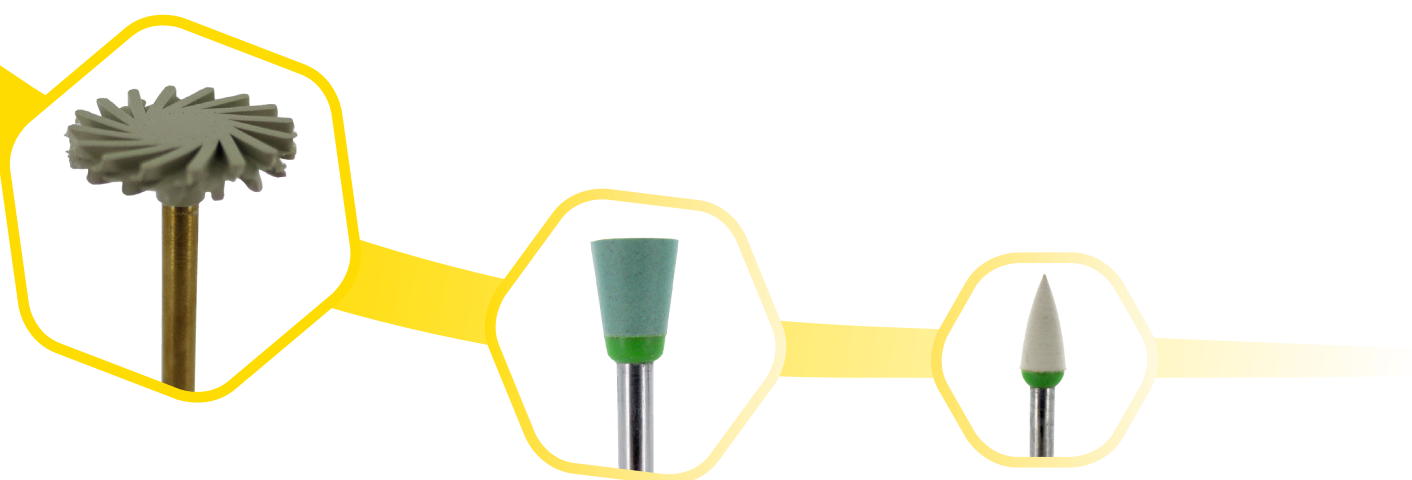


Torpedo,  
zylindrisch  
*torpedo, cylindrical*

FIG	SHANK	ISO	Ø
SD662F	RA	805 204 297 516 ...	030
		L mm	7,5
			2

## POLISHER

POLIERER | POLISSOIRS | PULIDORES



## DENTISTRY

PRAXIS | CABINET | CLINICA

**TYPES AND SHAPES**

TYPEN UND FORMEN | TYPES ET FORMES | TIPOS Y FORMAS

<b>9111M</b>	<b>9112M</b>	<b>9113M</b>	<b>9114M</b>	<b>9115M</b>	<b>9119M</b>	<b>9991F</b>	<b>9991EF</b>	<b>1102F</b>	<b>9831</b>	<b>9832</b>	<b>9833</b>	<b>9834</b>
P. 67	P. 67	P. 67	P. 67	P. 67	P. 67	P. 67	P. 67	P. 67	P. 68	P. 68	P. 68	P. 68

<b>9837</b>	<b>9121M</b>	<b>9122M</b>	<b>9123M</b>	<b>9124M</b>	<b>9121F</b>	<b>9122F</b>	<b>9123F</b>	<b>9124F</b>	<b>9812G</b>	<b>9813G</b>	<b>9814G</b>	<b>9812M</b>
P. 68	P. 69	P. 69	P. 69	P. 69	P. 69	P. 69	P. 69	P. 69	P. 70	P. 70	P. 70	P. 70

<b>9813M</b>	<b>9814M</b>	<b>9812F</b>	<b>9813F</b>	<b>9814F</b>	<b>9133G</b>	<b>9134G</b>	<b>9133M</b>	<b>9134M</b>	<b>9133F</b>	<b>9134F</b>	<b>LS9871M</b>	<b>LS9872M</b>
P. 70	P. 70	P. 70	P. 70	P. 70	P. 71	P. 71	P. 71	P. 71	P. 71	P. 71	P. 72	P. 72

<b>LS9873M</b>	<b>LS9871F</b>	<b>LS9872F</b>	<b>LS9873F</b>	<b>ZIR9861M</b>	<b>ZIR9862M</b>	<b>ZIR9863M</b>	<b>ZIR9861F</b>	<b>ZIR9862F</b>	<b>ZIR9863F</b>	<b>9501G</b>	<b>9501M</b>	<b>9501F</b>
P. 72	P. 72	P. 72	P. 72	P. 73	P. 73	P. 73	P. 73	P. 73	P. 73	P. 74	P. 74	P. 74

<b>9502G</b>	<b>9504M</b>	<b>9504G</b>	<b>9504F</b>	<b>9150</b>	<b>9140EF</b>	<b>9141EF</b>	<b>9142EF</b>	<b>9143EF</b>	<b>9145EF</b>
P. 74	P. 74	P. 74	P. 74	P. 74	P. 75	P. 75	P. 75	P. 75	P. 75

**APPLICATION**

ANWENDUNGEN | APPLICATION | APLICACIÓN

POLIERER <i>Polishers   Polissoirs   Pulidores</i>		ZIRCONDIOXID <i>Zirconium oxide Zircon Óxido de circonio</i>	VOLLKERAMIK <i>All Ceramic Tout céramique Cerámica total</i>	FELDSPATKERAMIK <i>Feldspar ceramics Céramique feldspathique Cerámica de feldspato</i>	KOMPOSIT <i>Composite Composite Composite</i>	GOLD/AMALGAM <i>Gold/Amalgam Or/Amalgame Oro/Amalgama</i>	METALL <i>Metal De métaux Metales</i>	SCHMELZ <i>Enamel Email des dents Esmalte</i>	KUNSTSTOFF <i>Plastic Matière plastique Plástico</i>	rpm (rec.)	ANWENDUNG <i>application   application   aplicación</i>
Kompositpolierer <i>Composite polisher   Polissoirs pour composites / Pulidor de composites</i>	9831   9832   9833   9834	✗	✗	✗	✓	✗	✗	✗	✗	10'000	
Keramikpolierer <i>Porcelain polisher   Polissoirs pour céramique   Pulidor para cerámica</i>	9812G   9813G   9814G   9812M   9813M   9 814M   9812F   9813F   9814F	✓	✓	✓	✗	✗	✓	✗	✗	10'000	
Polierer in Kunstkauschukbindung <i>Polishers in synthetic rubber binding   Polissoirs à liant caoutchouc   Pulidor de caucho sintético</i>	9501G   9502G   9504G   9501M   9503M   9504M   9507M   9501F   9504F   9144F	✗	✗	✗	✗	✓	✗	✗	✗	7'000	
Polierer zur Politur von Makrokompositen <i>Polishers for polishing macrocomposites   Polissoirs pour le polissage composites macro   Pulidor para el pulido de macrocomposites</i>	9140EF   9141EF   9142EF   9143EF   9145EF	✗	✗	✗	✓	✓	✗	✗	✓	7'000	
Universeller Silikonpolierer <i>Universal silicon polisher   Polissoirs en silicone universel   Pulidores universales siliconados</i>	9109M   9111M   9112M   9113M   9114M   9115M   9119M	✗	✗	✓	✗	✗	✓	✓	✓	7'000	 
Silikonpolierer <i>Silicone polishers   Polissoirs en silicone   Pulidor siliconado</i>	9133G   9134G   9133M   9134   9133F   9134F	✗	✗	✓	✓	✗	✗	✗	✗	10'000	
Prophylaxepolierer – Silikon <i>Prophylaxis polishers – silicon   Polissoirs prophylactiques – silicone   Pulidores de profilaxis – siliconados</i>	9991M   9991EF   9993M   9997M   9998MF	✗	✗	✗	✗	✗	✗	✓	✗	5'000	
Bürsten – Nylon <i>Brushes – nylon   Brossettes – nylon   Cepillos – nylon</i>	1101M   1102F	✗	✗	✗	✗	✗	✗	✓	✗	5'000	
Lithiumdisilikat Polierer <i>Lithium disilicate polisher   Polissoirs pour lithium-disilicate   Pulidor de disilicate de litio</i>	LS9871M/F   LS9872M/F   LS9873M/F	✗	✓	✓	✗	✗	✗	✗	✗	10'000	
Zirkondioxid Polierer <i>Zirconium oxide polisher   Polissoirs pour zirco- nium dioxyde   Pulidor de circonio dióxido</i>	ZIR9861M/F   ZIR9862M/F   ZIR9863M/F	✓	✗	✗	✗	✗	✗	✗	✗	10'000	

- ✓ empfohlen  
*recommended | recommandée | recomendado*
- ✓ geeignet  
*suitable | adaptée | posible*
- ✗ nicht geeignet  
*not suitable | ne convient pas | no es posible*

- Diamantpolierer  
*diamond polishers | polissoirs  
diamantés |  
pulidor diamantado*

**UNIVERSAL SILICON POLISHERS**

UNIVERSELLE SILIKONPOLIERER | POLISSOIRS EN SILICONE UNIVERSEL | PULIDORES UNIVERSALES SILICONADOS

**9111M**



Flamme  
flame

FIG	SHANK	ISO	Ø
9111M	RA	658 204 243 523 ...	055
L mm			15,0
			5

**9112M**



Flamme  
flame

FIG	SHANK	ISO	Ø
9112M	RA	658 204 243 523 ...	045
L mm			12,0
			5

**9113M**



Flamme  
flame

FIG	SHANK	ISO	Ø
9113M	RA	658 204 243 523 ...	050
L mm			10,0
			5

**9114M**



umgekehrter  
Hohlkegel  
inverted cone hollow

FIG	SHANK	ISO	Ø
9114M	RA	658 204 030 523 ...	070
L mm			10,0
			5

**9115M**



umgekehrter  
Hohlkegel  
inverted cone hollow

FIG	SHANK	ISO	Ø
9115M	RA	658 204 030 523 ...	090
L mm			8,5
			5

**9119M**



Flamme  
flame

FIG	SHANK	ISO	Ø
9119M	RA	658 204 243 523 ...	030
L mm			6,0
			5

**PROPHYLAXIS POLISHER & BRUSH**

PROPHYLAXE POLIERER & BÜRSTE | POLISSOIRS & BROSSETTES PROPHYLACTIQUES | PULIDORES & CEPILLOS DE PROFILAXIS

**9991F**



Flamme  
flame

FIG	SHANK	ISO	Ø
9991F	RA	653 204 243 511 ...	030
L mm			7,5
			5

**9991EF**



Flamme  
flame

FIG	SHANK	ISO	Ø
9991EF	RA	653 204 243 501 ...	030
L mm			7,5
			5

**1102F**



Bürste –  
zylindrisch  
brush - cylindrical

FIG	SHANK	ISO	Ø
1102F	RA	010 204 010 001 ...	060
L mm			4,0
			5




**9991F; 9991EF; 1102F**  
Polishing paste is required

Polierpaste wird benötigt  
Utilisés avec une pâte à polir  
Es necesario utilizar pasta de pulido

**DIAMOND POLISHER FOR COMPOSITE**


DIAMANTPOLIERER FÜR KOMPOSIT | POLISSOIRS DIAMANTÉS POUR COMPOSITES | PULIDOR DE DIAMANTE PARA COMPOSITES

KOMPOSITPOLIERER <i>Composite polisher / Polissoirs pour composites / Pulidor de composites</i>	GLÄTTEN <i>Skimming / Lissage / Alisado</i>	POLIEREN <i>Polishing / Polissage / Pulido</i>	ANWENDUNG & HYGIENE <i>Application &amp; Hygiene / Application &amp; Hygiène / Aplicación e higiene</i>	DREHZAHL <i>Rotation speed / Vitesse de rotation / Número de revoluciones</i>
Einstufiger Hochleistungsdiamantpolierer für das Finieren und Hochglanzpolieren aller Komposite <i>One-step high performance diamond polisher for inishing and mirror inishing of all composite</i> <i>Polissoir en une étape et à hautes performances pour la inition et le brillantage de tous composites</i> <i>Pulidor diamantado de un solo paso de alto rendimiento para el acabado y alto brillo de todos los composites</i>	7'000 - 10'000 rpm	3'000 - 8'000 rpm		3'000 - 10'000 rpm max. 20'000 rpm


**9831**




Flamme  
*flame*

FIG	SHANK	ISO	Ø
9831	RA	803 204 243 502 ...	030
L mm			6,0
			2

**9832**




umgekehrter  
Hohlkegel  
*inverted cone hollow*

FIG	SHANK	ISO	Ø
9832	RA	803 204 030 502 ...	060
L mm			9,5
			2

**9833**




Linse  
*lens*

FIG	SHANK	ISO	Ø
9833	RA	803 204 304 502 ...	100
L mm			0,7
			2

**9834**




Flamme  
*flame*

FIG	SHANK	ISO	Ø
9834	RA	803 204 243 502 ...	040
L mm			10,0
			2

**9837**




Swivel  
*Swivel*

FIG	SHANK	ISO	Ø
9837	RA	803 204 543 503 ...	140
L mm			1,6
			2

**SILICONE POLISHER FOR COMPOSITE**


SILKONPOLIERER FÜR KOMPOSIT | POLISSOIRS EN SILICONE POUR COMPOSITES | PULIDOR DE COMPOSITOS SILICONADO

<b>SILKONPOLIERER</b> <i>Silicone polishers / Polissoirs en silicone / Pulidor siliconado</i>	<b>HELLBLAU</b> <i>light blue / bleu clair / azul claro</i>	<b>GELB</b> <i>yellow / jaune / amarillo</i>	<b>ANWENDUNG &amp; HYGIENE</b> <i>Application &amp; Hygiene / Application &amp; Hygiène / Aplicación e higiene</i>	<b>DREHZAHL</b> <i>Rotation speed / Vitesse de rotation / Número de revoluciones</i>
Zweistufiges Silikonpoliersystem zum Glätten und Polieren von Komposit <i>two-step silicone polishing system for material smoothing and polishing of composite</i> <i>système de polissoirs en silicone à deux étapes, pour le lissage et le brillantage du composite</i> <i>sistema de Pulido de Cerámica de dos pasos, para pulido Inicial y pulido inal</i>	Glätten und Vorpulieren <i>smoothing and pre-polishing / lissage et pré-polissage / pulido inicial</i>	Polieren <i>polishing / polissage / pulido inal</i>		5'000 - 8'000 rpm max. 20'000 rpm

**9121M**




Flamme  
*flame*

FIG	SHANK	ISO	Ø
9121M	RA	685 204 243 522 ...	050
L mm			10,0
			5

**9122M**




Flamme  
*flame*

FIG	SHANK	ISO	Ø
9122M	RA	685 204 243 522 ...	030
L mm			7,5
			5


**9123M**




umgekehrter  
Hohlkegel  
*inverted cone hollow*

FIG	SHANK	ISO	Ø
9123M	RA	685 204 030 522 ...	070
L mm			10,0
			5

**9124M**




Linse  
*lens*

FIG	SHANK	ISO	Ø
9124M	RA	685 204 304 522 ...	110
L mm			2,5
			5

**9121F**




Flamme  
*flame*

FIG	SHANK	ISO	Ø
9121F	RA	685 204 243 512 ...	050
L mm			10,0
			5

**9122F**



Flamme  
*flame*

FIG	SHANK	ISO	Ø
9122F	RA	685 204 243 512 ...	030
L mm			7,5
			5

**9123F**




umgekehrter  
Hohlkegel  
*inverted cone hollow*

FIG	SHANK	ISO	Ø
9123F	RA	685 204 030 512 ...	070
L mm			10,0
			5

**9124F**





Linse  
*lens*

FIG	SHANK	ISO	Ø
9124F	RA	685 204 304 512 ...	110
L mm			2,5
			5

**DIAMOND POLISHER FOR CERAMIC**

DIAMANTPOLIERER FÜR KERAMIK | POLISSOIRS DIAMANTÉS POUR CÉRAMIQUE | PULIDOR DE DIAMANTE PARA CERÁMICA

FARBE <i>Colour   couleur   colores</i>		KÖRNUNG <i>Grain   Grain   Grano</i>	ANWENDUNG <i>application   application   aplicación</i>
	blau <i>blue   bleu   azul</i>	grob <i>coarse   gros   grueso</i> = G	Abtragen <i>removal   abrasion   abrasión</i>
	pink <i>pink   rose   rosa</i>	mittel <i>medium   moyen   mediano</i> = M	Glätten/Vorpolieren <i>smoothing/pre-polishing   lissage/pré-polissage   alisado/pulido inicial</i>
	grau <i>grey   gris   gris</i>	fein <i>fine   fin   fino</i> = F	Hochglanzpolieren <i>high-lustre polishing   brillantage   brillo</i>




**9812**

**G M F**



Flamme  
*flame*


FIG	SHANK	ISO	Ø		
9812G	RA	803 204 243 534 ...	040		
9812M	RA	803 204 243 524 ...		040	
9812F	RA	803 204 243 514 ...			040
		L mm	10,0	10,0	10,0
			2	2	2

**9813**

**G M F**



umgekehrter Hohlkegel  
*inverted cone hollow*


FIG	SHANK	ISO	Ø		
9813G	RA	803 204 030 534 ...	060		
9813M	RA	803 204 030 524 ...		060	
9813F	RA	803 204 030 514 ...			060
		L mm	7,5	7,5	7,5
			2	2	2

**9814**

**G M F**






Linse  
*lens*

FIG	SHANK	ISO	Ø		
9814G	RA	803 204 304 534 ...	100		
9814M	RA	803 204 304 524 ...		100	
9814F	RA	803 204 303 514 ...			100
		L mm	2,5	2,5	2,5
			2	2	2



**SILICON POLISHERS FOR CERAMIC**

SILIKONPOLIERER FÜR KERAMIK | POLISSOIRS EN SILICONE POUR CÉRAMIQUE | PULIDOR SILICONADO PARA CERÁMICA


FARBE <i>Colour / couleur / colores</i>		KÖRNUNG <i>Grain / Grain / Grano</i>	ANWENDUNG <i>application / application / aplicación</i>
	hellgrau <i>light grey / gris clair / gris claro</i>	grob <i>coarse / gros / grueso</i> = G	Abtragen <i>removal / abrasion / abrasión</i>
	pink <i>pink / rose / rosa</i>	mittel <i>medium / moyen / mediano</i> = M	Glätten/Vorpolieren <i>smoothing/pre-polishing / lissage/pré-polissage / alisado/pulido inicial</i>
	grau <i>grey / gris / gris</i>	fein <i>fine / fin / fino</i> = F	Polieren <i>polishing / polissage / pulido final</i>

**9133**

**G M F**



Flamme  
*flame*


FIG	SHANK	ISO	Ø		
9133G	RA	658 204 243 524 ...	050		
9133M	RA	658 204 243 514 ...		050	
9133F	RA	658 204 243 504 ...			050
		L mm	10,0	10,0	10,0
			5	5	5

**9134**

**G M F**




umgekehrter Hohlkegel  
*inverted cone hollow*

FIG	SHANK	ISO	Ø		
9134G	RA	658 204 030 524 ...	070		
9134M	RA	658 204 030 514 ...		070	
9134F	RA	658 204 030 504 ...			070
		L mm	10,0	10,0	10,0
			5	5	5


**DIAMOND POLISHER FOR CERAMIC**

DIAMANTPOLIERER FÜR KERAMIK | POLISSOIRS DIAMANTÉS POUR CÉRAMIQUE | PULIDOR DE DIAMANTE PARA CERÁMICA


<b>DIAMANTPOLIERER</b> <i>Diamond polishers / Polissoirs diamantés / Pulidores diamantados</i>	<b>ROTBRAUN</b> <i>red-brown   brun-rouge   marrón rajizo</i>	<b>BEIGE</b> <i>beige   beige   beige</i>	<b>ANWENDUNG &amp; HYGIENE</b> <i>Application &amp; Hygiene   Application &amp; Hygiène   Aplicación e higiene</i>	<b>DREHZAHL</b> <i>Rotation speed   Vitesse de rotation   Número de revoluciones</i>
Zweistufiges Diamantpoliersystem zum Abtragen, Glätten und Polieren von Lithiumdisilikat und Feldspat <i>two-step diamond polishing system for material removal, smoothing and gloss polishing of lithium disilicate and feldspar</i> <i>Système de polissoirs diamantés à deux étapes, pour l'enlèvement, le lissage et pour le lustrage de lithium-disilicate et feldspath</i> <i>sistema de pulidores diamantados de dos pasos, para remover, alisar y pulir de disilicato de litio y feldespat</i>	Glätten und Vorpulieren <i>smoothing and pre-polishing / lissage et pré-polissage / pulido inicial</i>	Hochglanzpolieren <i>gloss polishing / polissage brillant / pulido inal de alto brillo</i>		7'000 - 10'000 rpm max. 20'000 rpm

**LS9871**

**M F**



Flamme  
*flame*

FIG	SHANK	ISO	Ø	
LS9871M	RA	803 204 243 522 ...	040	
LS9871F	RA	803 204 243 512 ...		040
L mm			10,0	10,0
			2	2

**LS9872**

**M F**




umgekehrter Hohlkegel  
*inverted cone hollow*


FIG	SHANK	ISO	Ø	
LS9872M	RA	803 204 030 522 ...	060	
LS9872F	RA	803 204 030 512 ...		060
L mm			7,5	7,5
			2	2

**LS9873**

**M F**




Swivel  
*Swivel*

FIG	SHANK	ISO	Ø	
LS9873M	RA	803 204 543 522 ...	140	
LS9873F	RA	803 204 543 512 ...		140
L mm			1,6	1,6
			2	2


**DIAMOND POLISHER FOR ZIRCONIUM OXIDE**

DIAMANTPOLIERER FÜR ZIRKONOXID | POLISSOIRS DIAMANTÉS POUR OXIDE DE ZIRCONIUM | PULIDOR DE DIAMANTE PARA ZIRCONIA


DIAMANTPOLIERER <i>Diamond polishers / Polissoirs diamantés / Pulidores diamantados</i>	DUNKELGRÜN <i>dark green / vert foncé / verde oscuro</i>	HELLGRÜN <i>light green / vert clair / verde claro</i>	ANWENDUNG & HYGIENE <i>Application &amp; Hygiene / Application &amp; Hygiène / Aplicación e higiene</i>	DREHZAHL <i>Rotation speed / Vitesse de rotation / Número de revoluciones</i>
Zweistufiges Diamantpoliersystem zum Abtragen, Glätten und Polieren von Zirkondioxid <i>two-step diamond polishing system for material removal, smoothing and gloss polishing of zirconium oxide / Système de polissoirs diamantés à deux étapes, pour l'enlèvement, le lissage et pour le lustrage de zirconium dioxyde / sistema de pulidores diamantados de dos pasos, para remover, alisar y pulir de circonio dióxido</i>	Glätten und Vorpulieren <i>smoothing and pre-polishing / lissage et pré-polissage / pulido inicial</i>	Hochglanzpolieren <i>gloss polishing / polissage brillant / pulido inal de alto brillo</i>		7'000 - 12'000 rpm max. 20'000 rpm

**ZIR9861**

**M F**




Flamme  
*flame*


FIG	SHANK	ISO	Ø	
ZIR9861M	RA	803 204 243 521 ...	040	
ZIR9861F	RA	803 204 243 511 ...		040
L mm			10,0	10,0
			2	2

**ZIR9862**

**M F**



umgekehrter Hohlkegel  
*inverted cone hollow*


FIG	SHANK	ISO	Ø	
ZIR9862M	RA	803 204 030 521 ...	060	
ZIR9862F	RA	803 204 030 511 ...		060
L mm			7,5	7,5
			2	2

**ZIR9863**

**M F**



Swivel  
*Swivel*

FIG	SHANK	ISO	Ø	
ZIR9863M	RA	803 204 543 521 ...	140	
ZIR9863F	RA	803 204 543 511 ...		140
L mm			1,6	1,6
			2	2

**POLISHERS FOR METALS**

POLIERER FÜR METALLE | POLISSEUSES POUR MÉTAUX | PULIDORES PARA METALES



**9501, 9502G, 9504, 9503M, 9507M, 9144F:**

→ Polierer zum Abtragen, Formen, Glätten und Hochglanzpolieren von Amalgam und Gold.

→ Schwarz (grob): Abtragen / Formen

→ Braun (mittel): Glätten | Grün (fein): Hochglanzpolieren

> *Polisher for removing, contouring, smoothing and high-lustre polishing of amalgam and gold.*

> *Black (coarse): removal / contouring*

> *Brown (medium): smoothing | Green (fine): high-lustre polishing*

> *Polissoir pour l'abrasion, la sculpture, le lissage et le brillantage de l'amalgame et de l'or.*

> *Noir (puissant) : abrasion / sculpture*

> *Marron (moyen) : lissage | Vert (fin) : brillantage*

> *Pulidores para la abrasión, contorneado, alisado y brillo de amalgama y oro*

> *Negro "G" (Grueso)- 1ºpaso= Abrasión / contorneado*

> *Marrón "M" (Medio)- 2º paso= Alisado | Verde "F" (Fino)- 3º paso= Brillo*

Ump: 7'000 - 12'000

FARBE <i>Colour / couleur / colores</i>		KÖRNUNG <i>Grain / Grain / Grano</i>	ANWENDUNG <i>application / application / aplicación</i>
	schwarz <i>black / noir / negro</i>	grob <i>coarse / gros / grueso</i>	Abtragen/Formen <i>removal/contouring / abrasion/ sculpture / abrasión/contorneado</i> = G
	braun <i>brown / marron / marrón</i>	mittel <i>medium / moyen / mediano</i>	Glätten <i>smoothing / lissage / alisado</i> = M
	grün <i>green / vert / verde</i>	fein <i>fine / fin / fino</i>	Hochglanzpolieren <i>high-lustre polishing / brillantage / brillo</i> = F

**9501**

**G M F**



Flamme  
*flame*

FIG	SHANK	ISO	Ø		
9501G	RA	653 204 243 533 ...	030		
9501M	RA	653 204 243 513 ...		030	
9501F	RA	653 204 243 503 ...			030
L mm			6,0	6,0	6,0
			5	5	5

**9502G**



Flamme  
*flame*

FIG	SHANK	ISO	Ø
9502G	RA	653 204 243 533 ...	050
L mm			10,0
			5

**9504**

**G M F**



umgekehrter Hohlkegel  
*inverted cone hollow*

FIG	SHANK	ISO	Ø		
9504G	RA	653 204 030 533 ...	060		
9504M	RA	653 204 030 513 ...		060	
9504F	RA	653 204 030 503 ...			060
L mm			9,5	9,5	9,5
			5	5	5

**9150**



Swivel  
*Swivel*

FIG	SHANK	ISO	Ø
9150	RA	652 204 546 503 ...	140
L mm			1,6
			2

**POLISHERS FOR POLISHING MACROCOMPOSITES**

POLIERER ZUR POLITUR VON MAKROKOMPOSITEN | POLISSOIRS POUR LE POLISSAGE DE COMPOSITES MACRO | PULIDOR PARA EL PULIDO DE MACROCOMPOSITES


**9140EF**



Knospe schlank  
*bud slender*

FIG	SHANK	ISO	Ø
9140EF	RA	652 204 257 502 ...	055
L mm			16,3
☞			5

**9141EF**



Torpedo, konisch  
*torpedo, conicale*

FIG	SHANK	ISO	Ø
9141EF	RA	652 204 299 502 ...	050
L mm			10,0
☞			5


**9142EF**



Torpedo, konisch  
*torpedo, conical*

FIG	SHANK	ISO	Ø
9142EF	RA	652 204 299 502 ...	030
L mm			6,0
☞			5

**9143EF**



umgekehrter  
Hohlkegel  
*inverted cone hollow*

FIG	SHANK	ISO	Ø
9143EF	RA	652 204 030 502 ...	060
L mm			10,0
☞			5

**9145EF**




Linse mit Ansatz  
*lens with collar*

FIG	SHANK	ISO	Ø
9145EF	RA	652 204 310 502 ...	100
L mm			4,7
☞			5

# ORTHODONTICS

KIEFERORTHOPÄDIE | ORTHODONTIE | ORTODONICA





# DENTISTRY

PRAXIS | CABINET | CLINICA


**TYPES AND SHAPES**

TYPEN UND FORMEN | TYPES ET FORMES | TIPOS Y FORMAS

							
<b>9362</b>	<b>9363</b>	<b>C44E</b>	<b>C23R</b>	<b>C48L</b>	<b>C244K</b>	<b>C375R</b>	<b>C379</b>
P. 78	P. 78	P. 79	P. 79	P. 79	P. 79	P. 79	P. 79


**COLOUR CODE**

FARBCODIERUNG | CODE COULEUR | CÓDIGO DE COLORES




	<b>FARBCODE</b> <i>Colour code   Code couleur   Código de colores</i>	<b>BESCHREIBUNG</b> <i>Description   Description   Descripción</i>		
○	ohne Ring <i>without ring   sans bague   sin anillo</i>	fein <i>fine   fin   fino</i>	= C-	8-12 Schneiden <i>Blades   Lames   Laminas</i>
●	gelber Ring <i>yellow ring   bague jaune   anillo amarillo</i>	extra fein <i>extra fine   extra fin   extra fino</i>	= C-F	16-20 Schneiden <i>Blades   Lames   Laminas</i>
◎	weisser Ring <i>white ring   bague blanche   anillo blanco</i>	ultra fein <i>ultra fine   ultra fin   ultra fino</i>	= C-U	30 Schneiden <i>Blades   Lames   Laminas</i>

**BRACKET POLISHERS**




BRACKET POLIERER | POLISSOIRS POUR BRACKETS | PULIDORES PARA ORTODONICA

<p><b>BRACKETPOLIERER</b> <i>Bracket polishers / Polissoirs pour brackets / Pulidores para Ortodonica</i></p>	<p><b>ANWENDUNG &amp; HYGIENE</b> <i>Application &amp; Hygiene / Application &amp; Hygiène / Aplicación e higiene</i></p>	<p><b>DREHZAHL</b> <i>Rotation speed / Vitesse de rotation / Número de revoluciones</i></p>
<p>Harte Kunstkautschuk-Matrix mit speziellen SiO<sub>2</sub>-Körnung für das schonende Entfernen von Klebstoffresten. Keine Verletzung der Zahnschmelzoberfläche <i>Hard rubber bonding matrix with special SiO<sub>2</sub> grains for careful removal of adhesive residue. No damage to the tooth enamel surface /</i> <i>Caoutchouc matrice dure avec granules spécial de SiO<sub>2</sub> pour l'élimination en douceur des résidus d'adhésifs. Pas d'endommagement de la surface de l'émail /</i> <i>Pulidor de caucho matriz duro con granulaciones especiales SiO<sub>2</sub> para una eliminación cuidadosa de los restos de adhesivo una vez que se retiran los brackets. Ningún daño sobre el esmalte dental</i></p>		<p>5'000 - 7'000 rpm max. 20'000 rpm</p>

**9362**

			
FIG	SHANK	ISO	Ø
9362	RA	635 204 307 544 ...	100
		L mm	0,7
			5
APPLICATION			

**9363**

			
FIG	SHANK	ISO	Ø
9363	RA	635 204 297 544 ...	034
		L mm	7,5
			5
APPLICATION			



**C44E**



Geschoss  
longitudinal ellipsoidal



FIG	SHANK	ISO	Ø	
C44E	FG	500 314 499 072 ...	014	
		US-No.	7404	
		L mm	3,3	
			5	
APPLICATION				

**C23R**



konisch, Stirn  
rund  
conical, end domed

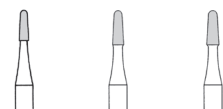


FIG	SHANK	ISO	Ø		
C23R	FG	500 314 194 006 ...	012		
C23R	RA	500 204 194 006	012	014	016
		US-No.	1171		1172
		L mm	4,1	4,5	4,5
			5	5	5
APPLICATION					

**C48L**



Stirn flammen-  
förmig lang  
long ogival end

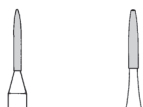


	FIG	SHANK	ISO	Ø	
	C48L	FG	500 314 249 072 ...	010	012
	C48LF	FG	500 314 249 042 ...		012
	C48LU	FG	500 314 249 032 ...		012
	C48L	RA	500 204 249 072 ...		012
		L mm		8,0	8,0
				5	5
APPLICATION					

**C244K**



Torpedo, konisch  
torpedo, conical



FIG	SHANK	ISO	Ø	
C244K	FG	500 314 298 072 ...	016	
C244K	RA	500 204 298 072 ...		021
		L mm	8,0	8,0
			5	5
APPLICATION				

**C379**



Ei  
egg



	FIG	SHANK	ISO	Ø	
	C379	FG	500 314 277 072 ...	018	023
	C379F	FG	500 314 277 042 ...	018	023
	C379U	FG	500 314 277 032 ...	018	023
	C379	RA	500 204 277 072 ...	018	023
		US-No.	7406	7408	
		L mm	3,5	4,2	
			5	5	
APPLICATION					

**C375R**



konisch rund  
conical domed



FIG	SHANK	ISO	Ø	
C375R	FG	500 314 198 072 ...	014	018
		US-No.	7664	7686
		L mm	8,0	8,0
			5	5
APPLICATION				

# SURGERY

CHIRURGIE | CHIRURGIE | CIRUGÍA





































# DENTISTRY

PRAXIS | CABINET | CLINICA

## TYPES AND SHAPES

TYPEN UND FORMEN | TYPES ET FORMES | TIPOS Y FORMAS

												
<b>C141</b>	<b>C141F</b>	<b>C141A</b>	<b>141RF</b>	<b>GT48L</b>	<b>GT135</b>	<b>C151</b>	<b>C152</b>	<b>C161</b>	<b>CX161R</b>	<b>C162</b>	<b>CX162A</b>	<b>C164</b>
P. 82	P. 82	P. 82	P. 82	P. 83	P. 83	P. 83	P. 83	P. 83	P. 84	P. 84	P. 84	P. 84
												
<b>C166</b>	<b>162</b>	<b>162RF</b>	<b>163RF</b>	<b>166RF</b>	<b>166</b>	<b>167RF</b>	<b>168RF</b>	<b>169RF</b>	<b>D8411</b>	<b>C1T</b>	<b>C33T</b>	<b>C33IL</b>
P. 84	P. 85	P. 85	P. 85	P. 85	P. 85	P. 86	P. 86	P. 86	P. 86	P. 87	P. 87	P. 87
												
<b>C341L</b>	<b>1RF</b>	<b>231D</b>	<b>186RF</b>	<b>225RF</b>	<b>224RF</b>	<b>229RF</b>	<b>229XLRF</b>					
P. 87	P. 88	P. 88	P. 88	P. 88	P. 89	P. 89	P. 89					

## ROTATION SPEED AND PRESSURE

DREHZAHL UND DRUCK | VITESSE DE ROTATION ET PRESSION | NÚMERO DE REVOLUCIONES Y PRESIÓN DE CONTACTO

CHIRURGIE <i>Surgery   Chirurgie   Cirugía</i>	EMPFOHLEN <i>Recommended   Recommandés   Recomendad</i>	MAXIMAL <i>Maximum   Maximale   Máximo</i>
Handstück HP <i>Handpiece HP / Pièce a main HP / Pieza de mano HP</i>	6'000 – 10'000 min <sup>-1</sup>	40'000 – 50'000 min <sup>-1</sup>
Winkelstück RA <i>Right Angle RA / Contre-Angles RA / Contraángulo RA</i>	6'000 – 10'000 min <sup>-1</sup>	40'000 – 50'000 min <sup>-1</sup>
Turbine FG <i>Friction Grip FG / Turbine FG / Turbina FG</i>	80'000 min <sup>-1</sup>	100'000 - 120'000 min <sup>-1</sup>

**ALLPORT BURS - TUNGSTEN CARBIDE**

ALLPORT BOHRER - HARTMETALL | FRAISES ALLPORT - CARBURE DE TUNGSTÈNE | FRESAS ALLPORT - CARBURO DE TUNGSTENO

**C141**



6 Schneiden  
6 blades

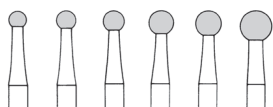


FIG	SHANK	ISO	Ø					
C141	HP	500 104 001 291 ...	023	025	027	031	035	040
			2	2	2	2	2	2
APPLICATION								

**C141A**



8-10 Schneiden,  
querhiebverzahnt  
8-10 blades, cross cut

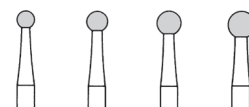


FIG	SHANK	ISO	Ø			
C141A	HP	500 104 001 298 ...	023	027	031	035
C141A	RAXL	500 206 001 298 ...	023	027	031	
			2	2	2	2
APPLICATION						

**C141F**



8 Schneiden  
8 blades

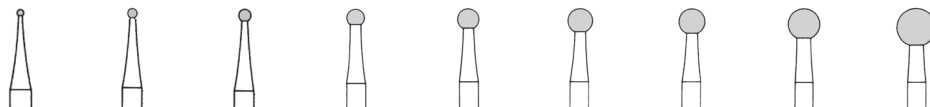


FIG	SHANK	ISO	Ø								
C141F	HP	500 104 001 251 ...	010	014	018	023	027	031	035	040	050
C141F	RAL	500 205 001 251 ...	010	014	018	023	027	031	035	040	050
C141F	RAXL	500 206 001 251 ...	010	014	018	023	027	031	035	040	
			2	2	2	2	2	2	2	2	2
APPLICATION											

**141RF**



6 Schneiden,  
Stahl rostfrei  
6 blades, stainless  
steel

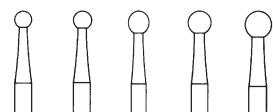


FIG	SHANK	ISO	Ø				
141RF	HP	330 104 001 291 ...	023	025	027	031	035
141RF	RAXL	330 206 001 291 ...	023				
			2	2	2	2	2
APPLICATION							

**GINGIVA TRIMMER**

GINGIVATIMMER | FRAISES À GINGIVECTOMIE | FRESA PARA GINGIVECTOMÍA



**GT48L, GT135:**

→ Der keramische Skalpellersatz für das Freilegen von eingeeilten Implantaten

→ Gingivatrimmer zur schonenden Erweiterung der Gingiva

→ **Anwendung immer ohne Wasserkühlung!**

- > Ceramic substitute for a scalpel used for exposing healed implants of adhesive residue
- > Gingiva trimmer for gentle dilatation of the gingiva
- > **Always used without any water-/spray-cooling!**

> Le substitut du scalpel, en céramique, pour le dégagement des implants enfouis

> Fraise gingivale pour dilater la gencive

> **Toujours l'utiliser sans refroidissement avec de l'eau !sans!**

> El sustituto cerámico para el corte de encía sin sangrado y descubrimiento de implantes cicatrizados

> Fresa para Gingivectomía para una ampliación cuidadosa de la encía

> **Utilizar siempre sin refrigeración con agua!**

**GT48L**



Arbeitsteil aus Keramik  
Ceramic working section



FIG	SHANK	ISO	Ø
GT48L	FG	700 314 287 484 ...	016
L mm			5,0
			1
APPLICATION			

**GT135**



Arbeitsteil aus Keramik  
Ceramic working section



FIG	SHANK	ISO	Ø
GT135	FG	700 314 161 48 ...	016
L mm			8,0
			1
APPLICATION			

**LINDEMANN CUTTERS - TUNGSTEN CARBIDE**

FRÄSEN NACH LINDEMANN - HARTMETALL | FRAISES DE LINDEMANN - CARBURE DE TUNGSTÈNE | FRESAS LINDEMANN - CARBURO DE TUNGSTENO

**C151**



Zekrya



FIG	SHANK	ISO	Ø
C151	FGL	500 315 199 295 ...	016
C151	FGXL	500 316 199 295 ...	016
L mm			10,7
			2
APPLICATION			

**C152**




Endo-Z



FIG	SHANK	ISO	Ø
C152	FGL	500 315 210 295 ...	014
L mm			9,0
			2
APPLICATION			

**C161**



Knochenfräser,  
konisch spitz  
bone cutter, conical  
pointed



FIG	SHANK	ISO	Ø
C161	HP	500 104 408 295 ...	018
C161	RAL	500 205 408 295 ...	018
C161	FGXL	500 316 408 295 ...	018
L mm			11,0
			2
APPLICATION			

### CX161R



FIG	SHANK	ISO	Ø
CX161R	HP	500 104 408 298 ...	018
CX161R	RAL	500 205 408 298 ...	018
CX161R	RAXL	500 206 408 298 ...	018
CX161R	FGXL	500 316 408 298 ...	018
L mm			11,0
📄			2
APPLICATION			

### C162



FIG	SHANK	ISO	Ø
C162	HP	500 104 408 297 ...	016
C162	RAL	500 205 408 297 ...	016
C162	FGXL	500 316 408 297 ...	016
L mm			11,0
📄			2
APPLICATION			

### CX162A



FIG	SHANK	ISO	Ø
CX162A	HP	500 104 409 019 ...	016
CX162A	RAL	500 205 409 019 ...	016
CX162A	FGXL	500 316 409 019 ...	016
L mm			11,0
📄			2
APPLICATION			

### C164

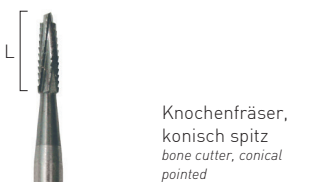


FIG	SHANK	ISO	Ø
C164	HP	500 104 407 297 ...	018
L mm			6,0
📄			2
APPLICATION			

### C166

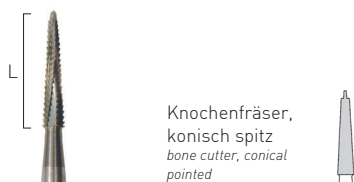


FIG	SHANK	ISO	Ø
C166	HP	500 104 409 297 ...	021
C166	RAL	500 205 409 297 ...	021
L mm			11,0
📄			2
APPLICATION			

**LINDEMANN CUTTERS - STEEL**

FRÄSEN NACH LINDEMANN - STAHL | FRAISES DE LINDEMANN - ACIER | FRESAS LINDEMANN - ACERO

**162RF**



FIG	SHANK	ISO	Ø
162RF	HP	330 104 408 297 ...	016
162RF	RAL	330 205 408 297 ...	016
162RF	FGXL	330 316 408 297 ...	016
L mm			9,0
			2
APPLICATION			

**162**

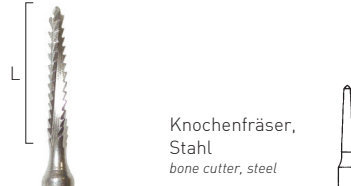


FIG	SHANK	ISO	Ø
162	RAL	310 205 408 297 ...	016
162	FGXL	310 316 408 297 ...	016
L mm			9,0
			2
APPLICATION			

**163RF**



FIG	SHANK	ISO	Ø
163R	HP	330 104 406 297 ...	014
L mm			5,0
			2
APPLICATION			

**166RF**



FIG	SHANK	ISO	Ø
166RF	HP	330 104 409 297 ...	021
L mm			10,0
			2
APPLICATION			

**166**

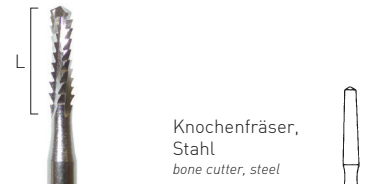


FIG	SHANK	ISO	Ø
166	HP	310 104 409 297 ...	021
166	RAL	310 205 409 297 ...	021
L mm			10,0
			2
APPLICATION			

### 167RF



Knochenfräser,  
Stahl rostfrei  
*bone cutter,  
stainless steel*

FIG	SHANK	ISO	Ø
167RF	HP	330 104 410 297 ...	023
L mm			10,0
			2
APPLICATION			

### 168RF



Knochenfräser,  
Stahl rostfrei  
*bone cutter,  
stainless steel*

FIG	SHANK	ISO	Ø
168RF	HPL	330 105 411 297 ...	023
L mm			22,0
			1
APPLICATION			

### 169RF



Knochenfräser,  
Stahl rostfrei  
*bone cutter,  
stainless steel*

FIG	SHANK	ISO	Ø
169RF	HPXL	330 106 412 297 ...	023
L mm			35,0
			1
APPLICATION			

## LINDEMANN CUTTERS - DIAMOND

FRÄSEN NACH LINDEMANN - DIAMANT | FRAISES DE LINDEMANN - DIAMANTÉE | FRESAS LINDEMANN - DIAMANTE

### D8411



diamantiert  
*diamond-coated*



	FIG	SHANK	ISO	Ø			
	D8411G	HP	806 104 411 534 ...				023
	D8411G	RA	806 204 411 534 ...	018	021		
	D8411G	FGL	806 315 411 534 ...	016	018	021	
L mm				11,0	11,0	11,0	11,0
				2	2	2	2
APPLICATION							



**SURGICAL INSTRUMENTS - TUNGSTEN CARBIDE**

CHIRURGISCHE INSTRUMENTE - HARTMETALL | INSTRUMENTS CHIRURGICALE - CARBURE DE TUNGSTÈNE | INSTRUMENTOS QUIRÚRGICOS - CARBURO DE TUNGSTENO

**C1T**



Chirurgischer Bohrer nach Paul Toller (langer Hals)  
*Oral Surgery Bur acc. Paul Toller (long neck)*



FIG	SHANK	ISO	Ø
C1T	HP	500 104 697 291 ...	023
C1T	RAL	500 205 697 291 ...	023
			2
APPLICATION			

**C33T**



Chirurgischer Bohrer nach Paul Toller (langer Hals)  
*Oral Surgery Bur acc. Paul Toller (long neck)*



FIG	SHANK	ISO	Ø
C33T	HP	500 104 415 296 ...	016
C33T	RAL	500 205 415 296 ...	016
		L mm	5,2
			2
APPLICATION			

**C33IL**



Implantationsbohrer, extra langer Hals  
*cutter for implants, extra long neck*



FIG	SHANK	ISO	Ø
C33IL	FGXL	500 316 415 007 ...	010
		L mm	5,5
		US-No.	700 XXL
			2
APPLICATION			

**C34IL**



Implantationsbohrer, extra langer Hals  
*cutter for implants, extra long neck*



FIG	SHANK	ISO	Ø
C34IL	FGXXL	500 317 415 007 ...	012
		L mm	6,0
		US-No.	700 XXXL
			2
APPLICATION			

**SURGICAL INSTRUMENTS - STEEL**

CHIRURGISCHE INSTRUMENTE - STAHL | INSTRUMENTS CHIRURGICALE - ACIER | INSTRUMENTOS QUIRÚRGICOS - ACERO

**1RF**



Fräser –  
Stahl rostfrei  
cutter - stainless steel



FIG	SHANK	ISO						
1RF	HP	330 104 001 001 ...	009	010	012	014	018	023
			5	5	5	5	5	5
APPLICATION								

**231D**



Osteoto-  
miescheibe  
Osteotomic discs



FIG	SHANK	ISO	Ø	
231DEF	HP	806 104 064 504 ...	070	100
231DEF	RA	806 204 064 504 ...	070	100
		L mm	0,3	0,3
			1	1
APPLICATION				

**186RF**



Vorkörner -  
Stahl rostfrei  
initial bur -  
stainless steel



FIG	SHANK	ISO	Ø
186RF	HP	330 104 684 377 ...	018
186RF	RA	330 204 684 377 ...	018
		L mm	12,0
			2
APPLICATION			

**MUCCOSA PUNCHES**

HAUTSTANZEN | EMPORTE-PIÈCES CUTANÉS | SACABOCADOS

**225RF**



Stahl rostfrei  
stainless steel

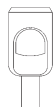


FIG	SHANK	ISO	
225RF	RA	330 204 485 373 ...	050
		L mm	6,0
			5,0
			1
APPLICATION			

**TREPHINES**  
TREPANE | TRÉPANS | TREFINAS



**Empfehlung**

→ Drehen Sie den Trepan ein paar Runden im Linkslauf um eine Linie zu bekommen, danach können Sie im Rechtslauf tupfend in die Tiefe fräsen.

**Recommendation**

> Rotate the trephine a few times anti-clockwise to scribe a line. Then cut to the full depth intermittently in a clockwise direction.

**Conseil**

> Impliquez au trépan quelques tours de rotation vers la gauche pour marquer une ligne d'amorce puis vous pouvez fraiser en profondeur avec une rotation à droite.

**Recomndación**

> Gire la treina unas cuantas vueltas hacia la izquierda para obtener una línea, a continuación, podrá fresar en profundidad girando hacia la derecha con suaves movimientos de pulsación.

∅ rmp: < 045:200 - 1'000  
> 045:200 - 400

**224RF**



FIG	SHANK	ISO	Ø	
224RF	HP	330 104 485 001 ...	018	023
L mm			5,4	6,0
			2	2
APPLICATION				

**229RF**

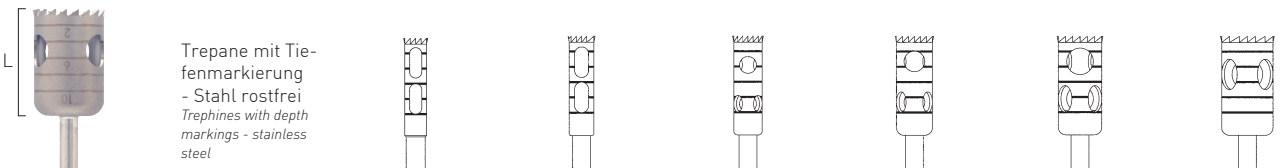


FIG	SHANK	ISO	Ø					
229RF	RA L	330 205 486 001 ...	020	025	030	040	050	060
L mm			10,0	10,0	10,0	10,0	10,0	10,0
			1	1	1	1	1	1
APPLICATION								

**229XLRF**



FIG	SHANK	ISO	Ø		
229XLRF	RA L	330 205 556 001 ...	040	045	050
L mm			18,0	18,0	18,0
			1	1	1
APPLICATION					

# KITS

KITS | KITS | KITS



# DENTISTRY

PRAXIS | CABINET | CLINICA

**TYPES AND SHAPES UND FORMEN**  
TYPE UND FORMEN | TYPES ET FORMES | TIPOS Y FORMAS



<b>2530</b>	<b>2540</b>	<b>2683</b>	<b>2532</b>	<b>2550</b>
P. 92	P. 92	P. 92	P. 93	P. 93



<b>2555</b>	<b>2512</b>	<b>2510</b>	<b>2522</b>	<b>2520</b>
P. 93	P. 94	P. 94	P. 95	P. 95

**COMPOSITE PREPARATION**

KOMPOSIT BEARBEITUNG | PRÉPARATION DU COMPOSITE | PREPARACIÓN DEL COMPOSITE

**2530 - COMPOSITE RESTAURATION**



		FIG	SHANK	ISO	∅
		C15	RA	500 204 001 003 ...	014
		801	FG	806 314 001 524 ...	012
		808RL	FG	806 314 238 524 ...	014
		830F	FG	806 314 257 514 ...	016
		889LF	FG	806 314 540 514 ...	010
		660.ARK	RA	635 204 297 505 ...	025
		9837	RA	803 204 543 503 ...	140

**2540 - COMPOSITE RESTAURATION**



		FIG	SHANK	ISO	∅
		830F	FG	806 314 257 514 ...	018
		889LF	FG	806 314 540 514 ...	009
		662.ARK	RA	635 204 297 505 ...	030
		9150	RA	652 204 546 503 ...	140
		9837	RA	803 204 543 503 ...	140

**2683 - SMART COMPOSITE POLISHING SYSTEM**



		FIG	SHANK	ISO	∅
		9121M	RA	685 204 243 522 ...	050
		9122M	RA	685 204 243 522 ...	030
		9123M	RA	685 204 030 522 ...	070
		9124M	RA	685 204 304 522 ...	110
		9121F	RA	685 204 243 512 ...	050
		9122F	RA	685 204 243 512 ...	030
		9123F	RA	685 204 030 512 ...	070
		9124F	RA	685 204 304 512 ...	110

TOOTH PREPARATION

ZAHNSUBSTANZ BEARBEITUNG | PRÉPARATION DES DENTS | PREPARACIÓN DE LOS DIENTES

2532 - COMPOSITE HIGH GLOSS POLISHING




		FIG	SHANK	ISO	Ø
		9834	RA	803 204 243 502 ...	010
		9832	RA	803 204 030 502 ...	060
		9837	RA	803 204 543 503 ...	140

2550 - CROWN & BRIDGE SET

FOR CROWN & BRIDGE CHAMFER PREPARATION



		FIG	SHANK	ISO	Ø
		833	FG	806 314 277 524 ...	023
		833F	FG	806 314 277 514 ...	023
		850	FG	806 314 198 524 ...	018
		850F	FG	806 314 198 514 ...	018
		850	FG	806 314 198 524 ...	021
		850F	FG	806 314 198 514 ...	021
		852	FG	806 314 199 524 ...	014
		852F	FG	806 314 199 514 ...	014
		859L	FG	806 314 167 524 ...	010

2555 - PROFESSIONAL VENEER PREP




		FIG	SHANK	ISO	Ø
		833	FGL	806 315 277 524 ...	023
		833F	FGL	806 315 277 514 ...	023
		815	FG	806 314 042 524 ...	022
		815	FG	806 314 042 524 ...	026
		852	FG	806 314 199 524 ...	012
		852F	FG	806 314 199 514 ...	012
		852	FG	806 314 199 524 ...	016
		852F	FG	806 314 199 514 ...	016
		890EF	FG	806 314 160 504 ...	010

**ZIRCONIUM OXIDE PREPARATION**

ZIRKONDIOXID BEARBEITUNG | PRÉPARATION DU OXYDE DE ZIRCONIUM | PREPARACIÓN DEL ÓXIDO DE CIRCONIO

**2512 - ZIRCONIUM OXIDE  
HIGH GLOSS POLISHING**



		FIG	SHANK	ISO	Ø
		ZIR9861M	RA	803 204 243 521 ...	040
		ZIR9861F	RA	803 204 243 511 ...	040
		ZIR9862M	RA	803 204 030 521 ...	060
		ZIR9862F	RA	803 204 030 511 ...	060
		ZIR9863M	RA	803 204 543 521...	140
		ZIR9863F	RA	803 204 543 511 ...	140

**2510 - ZIRCONIUM OXIDE  
PREPARATION & FINISHING**



		FIG	SHANK	ISO	Ø
		Z833	FG	806 314 277 314 ...	023
		Z850	FG	806 314 198 314 ...	018
		GP662	RA	655 204 288 526 ...	035
		ZIR9861M	RA	803 204 243 521 ...	040
		ZIR9861F	RA	803 204 243 511 ...	040



ALL CERAMIC PREPARATION

VOLLKERAMIK BEARBEITUNG | TOUT CÉRAMIQUE PRÉPARATION | PREPARACIÓN DEL TODO CERÁMICA

2522 - ALL CERAMIC  
HIGH GLOSS POLISHING



		FIG	SHANK	ISO	Ø
		LS9871M	RA	803 204 243 522 ...	040
		LS9871F	RA	803 204 243 512 ...	040
		LS9872M	RA	803 204 030 522 ...	060
		LS9872F	RA	803 204 030 512 ...	060
		LS9873M	RA	803 204 543 522 ...	140
		LS9873F	RA	803 204 543 512 ...	140

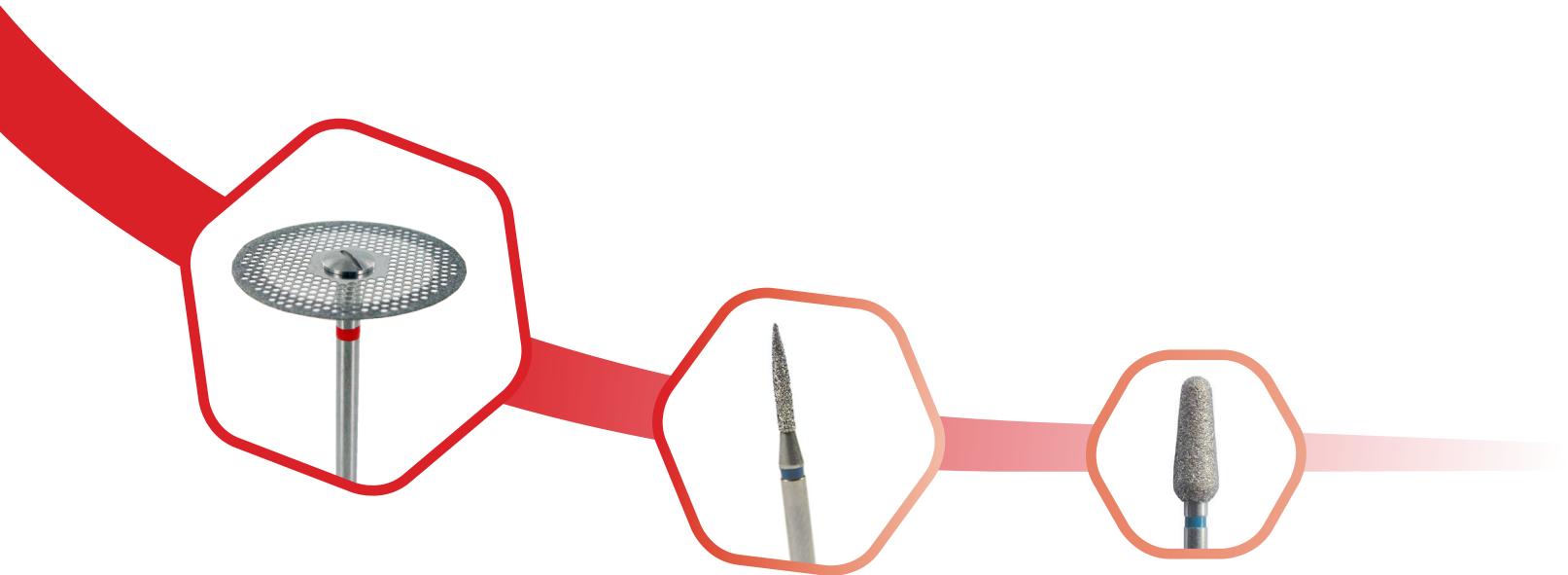
2520 - ALL CERAMIC  
PREPARATION & FINISHING



		FIG	SHANK	ISO	Ø
		833F	FG	806 314 277 514 ...	023
		850	FG	806 314 198 514 ...	018
		SD662F	RA	805 204 297 514 ...	030
		LS9871M	RA	803 204 243 522 ...	040
		LS9871F	RA	803 204 243 512 ...	040

## DICA DIAMONDS

DICA DIAMANTEN | DIAMANTS DICA | DIAMANTES DICA



## LABORATORY

LABOR | LABORATOIRE | LABORATORIO

## TYPES AND SHAPES

TYPE UND FORMEN | TYPES ET FORMES | TIPOS Y FORMAS

<b>801</b>	<b>805</b>	<b>807</b>	<b>818</b>	<b>825</b>	<b>830</b>	<b>837</b>	<b>838L</b>	<b>847</b>	<b>848</b>	<b>849</b>	<b>850</b>	<b>852</b>
P. 98	P. 98	P. 98	P. 98	P. 98	P. 99	P. 99	P. 99	P. 99	P. 99	P. 100	P. 100	P. 100

<b>858</b>	<b>859</b>	<b>859L</b>	<b>862</b>	<b>863</b>	<b>868</b>	<b>869</b>	<b>875</b>	<b>879</b>	<b>881PS</b>	<b>882</b>	<b>892</b>
P. 100	P. 100	P. 100	P. 101	P. 101	P. 101	P. 101	P. 101	P. 101	P. 102	P. 102	P. 102

<b>Z801L</b>	<b>Z833</b>	<b>Z850</b>	<b>Z863</b>	<b>M807</b>	<b>M813</b>	<b>M854</b>	<b>M856</b>	<b>M862</b>	<b>M863</b>	<b>M941</b>	<b>529D</b>	<b>910D</b>
P. 103	P. 103	P. 103	P. 103	P. 104	P. 104	P. 105	P. 105	P. 105	P. 105	P. 105	P. 105	P. 106

<b>911D</b>	<b>916D</b>	<b>918D</b>	<b>930D</b>	<b>932D</b>	<b>935D</b>	<b>365D</b>	<b>914F</b>	<b>915D</b>	<b>921D</b>	<b>940</b>	<b>401D</b>	<b>947D</b>
P. 106	P. 106	P. 106	P. 107	P. 107	P. 107	P. 108	P. 108	P. 109	P. 109	P. 109	P. 109	P. 109

**DIAMOND INSTRUMENTS**

DIAMANTINSTRUMENTE | INSTRUMENTS EN DIAMANTÉE | INSTRUMENTOS DE DIAMANTE

**801**



kugelförmig  
(rund)  
spherical (round)

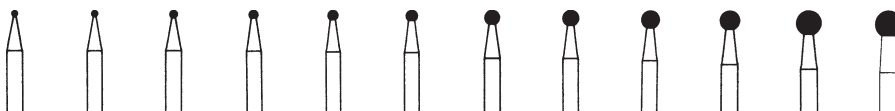


FIG	SHANK	ISO	Ø												
801	HP	806 104 001 524 ...	009	010	012	014	016	018	021	023	025	027	033	035	
801G	HP	806 104 001 534 ...		010		014	016		021						
			5	5	5	5	5	5	5	5	5	5	2	2	
APPLICATION															

**805**



umgekehrter  
Kegel  
inverted conical




FIG	SHANK	ISO	Ø			
805	HP	806 104 012 524 ...	012	018	021	025
		L mm	1,5	2,3	2,3	2,5
			5	5	5	5
APPLICATION						

**807**



umgekehrt  
konisch  
inverted conical



FIG	SHANK	ISO	Ø
807	HP	806 104 225 524 ...	018
		L mm	5,0
			5
APPLICATION			

**818**



Rad  
wheel



FIG	SHANK	ISO	Ø
818	HP	806 104 041 524 ...	042
		L mm	0,6
			2
APPLICATION			

**825**



Linse  
lens



FIG	SHANK	ISO	Ø	
825	HP	806 104 304 524 ...	023	050
		L mm	0,6	0,8
			5	2
APPLICATION				

## 830



Knospe, schlank  
*bud, slender*



FIG	SHANK	ISO	Ø
830	HP	806 104 257 524 ...	023
830F	HP	806 104 257 514 ...	023
830G	HP	806 104 257 534 ...	023
L mm			5,0
			5
APPLICATION			

## 837



Seite und Stirn  
schneidend  
*side and end cutting*

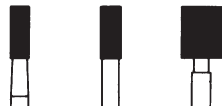


FIG	SHANK	ISO	Ø		
837	HP	806 104 110 524 ...	023	027	055
L mm			6,0	6,0	7,0
			5	5	2
APPLICATION					

## 838L



zylindrisch, Stirn  
rund  
*cylindrical, end domed*



FIG	SHANK	ISO	Ø	
338L	HP	806 104 140 524 ...	016	023
L mm			6,0	6,0
			5	5
APPLICATION				

## 847



konisch  
*conical*

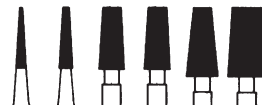


FIG	SHANK	ISO	Ø					
847	HP	806 104 172 524 ...	014	018	023	033	040	050
L mm			8,0	8,0	8,0	8,0	9,0	9,0
			5	5	5	2	2	2
APPLICATION								

## 848



konisch  
*conical*



FIG	SHANK	ISO	Ø			
848	HP	806 104 173 524 ...	014	016	018	023
L mm			10,0	10,0	10,0	10,0
			5	5	5	5
APPLICATION						

### 849



konisch, Stirn  
rund  
*conical, end domed*



FIG	SHANK	ISO	Ø			
849	HP	806 104 197 524 ...	014			
L mm			6,0			
📦			5			
APPLICATION			🔧 🪄			

### 850



konisch, Stirn  
rund  
*conical, end domed*

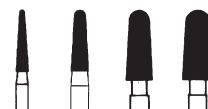


FIG	SHANK	ISO	Ø			
850	HP	806 104 198 524 ...	018	023	033	040
850G	HP	806 104 198 534 ...	018			
L mm			8,0	8,0	8,0	8,0
📦			5	5	2	2
APPLICATION			🔧 🪄			

### 852



konisch, Stirn  
rund  
*conical, end domed*



FIG	SHANK	ISO	Ø					
852	HP	806 104 199 524 ...	012	014	016	018	021	023
852F	HP	806 104 199 514 ...						023
L mm			10,0	10,0	10,0	10,0	10,0	10,0
📦			5	5	5	5	5	5
APPLICATION			🔧 🪄					

### 858



konisch spitz,  
schlank  
*conical pointed,  
slender*



FIG	SHANK	ISO	Ø	
858	HP	806 104 165 524 ...	014	
858G	HP	806 104 165 534 ...		018
L mm			8,0	8,0
📦			5	5
APPLICATION			🔧 🪄	

### 859



konisch spitz,  
schlank  
*conical pointed,  
slender*



FIG	SHANK	ISO	Ø		
859	HP	806 104 166 524 ...	010	014	018
859F	HP	806 104 166 524 ...			018
L mm			10,0	10,0	10,0
📦			5	5	5
APPLICATION			🔧 🪄		

### 859L



konisch spitz,  
schlank, lang  
*conical pointed,  
slender, long*



FIG	SHANK	ISO	Ø
859L	HP	806 104 167 524 ...	018
859LF	HP	806 104 167 514 ...	018
L mm			12,0
📦			5
APPLICATION			🔧 🪄

# DICA DIAMONDS

DICA DIAMANTEN | DIAMANTS DICA | DIAMANTES DICA

**LABORATORY**  
LABOR | LABORATOIRE | LABORATORIO

## 862



zylindrisch, Stirn  
flammenförmig  
*cylindrical, pointed end*



FIG	SHANK	ISO	Ø	
862	HP	806 104 249 524 ...	016	018
L mm			8,0	8,0
D			5	5
APPLICATION				

## 863



zylindrisch, Stirn  
flammenförmig  
*cylindrical, pointed end*




FIG	SHANK	ISO	Ø		
863	HP	806 104 250 524 ...	012	016	025
L mm			10,0	10,0	10,0
D			5	5	5
APPLICATION					

## 868



Torpedo,  
zylindrisch  
*torpedo, cylindrical*



FIG	SHANK	ISO	Ø	
868	HP	806 104 289 524 ...	012	014
L mm			8,0	8,0
D			5	5
APPLICATION				

## 869



Torpedo,  
zylindrisch  
*torpedo, cylindrical*



FIG	SHANK	ISO	Ø	
869	HP	806 104 290 524 ...	014	
L mm			10,0	
D			5	
APPLICATION				

## 875



Knospe, rund,  
schlank  
*bud, rounded, slender*




FIG	SHANK	ISO	Ø			
875	HP	806 104 260 524 ...	045		060	
875G	HP	806 104 260 534 ...		055		070
L mm			12,0	12,0	12,0	12,0
D			2	2	2	2
APPLICATION						

## 879



Knospe, rund,  
lang  
*bud, rounded,  
long*



FIG	SHANK	ISO	Ø	
879	HP	806 104 266 524 ...	047	060
879SG	HP	806 104 266 544 ...	047	
L mm			12,0	20,0
D			2	1
APPLICATION				

### 881PS



FIG	SHANK	ISO	Ø	
881PSMG	HP	806 104 524 554 ...	085	095
L mm			12,5	15,5
			1	1
APPLICATION				

### 882



zylindrisch,  
Stirn rund  
cylindrical, end  
hemispherical



FIG	SHANK	ISO	Ø
882	HP	806 104 142 524 ...	018
L mm			10,0
			5
APPLICATION			

### 892



Torpedo,  
zylindrisch  
torpedo, cylindrical



FIG	SHANK	ISO	Ø
892G	HP	806 104 292 534 ...	021
L mm			15,0
			5
APPLICATION			



## ZIRCONIA DIAMONDS

ZIRCONIA DIAMANTEN | ZIRCONE DIAMANTS | ZIRCONIO DIAMANTES



### Zirkonia Diamanten:

Speziell entwickelt zur Bearbeitung von Zirkondioxid mittels Laborturbine und Wasserkühlung.

*Specially developed for preparing zirconia using a laboratory turbine and water cooling*

*Développé spécialement pour l'usinage du zircon par la turbine laboratoire et avec le refroidissement par eau*

*Especialmente desarrollado para la preparación de óxido de zirconio por medio del uso de turbina para laboratorio con refrigeración de agua*

### Z801L

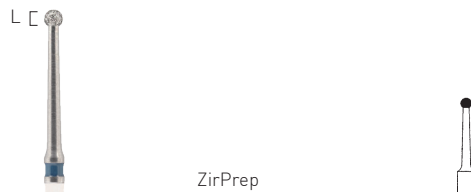


FIG	SHANK	ISO	Ø
Z801L	FG	806 314 697 324 ...	014
Z801LF	FG	806 314 697 314 ...	014
L mm			10,0
Ø rmp			300'000
			5
APPLICATION			

### Z833

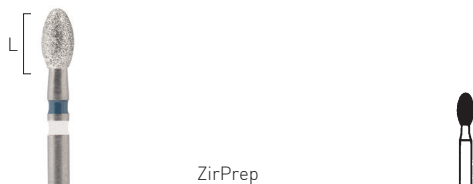


FIG	SHANK	ISO	Ø
Z833	FG	806 314 277 324 ...	023
Z833F	FG	806 314 277 314 ...	023
L mm			10,0
Ø rmp			190'000
			5
APPLICATION			

### Z850

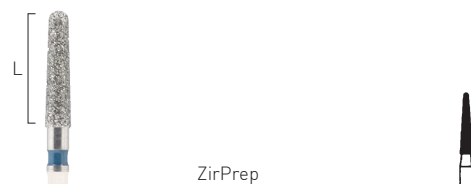


FIG	SHANK	ISO	Ø
Z850	FG	806 314 198 324 ...	018
Z850F	FG	806 314 198 314 ...	018
L mm			8,0
Ø rmp			250'000
			5
APPLICATION			

### Z863

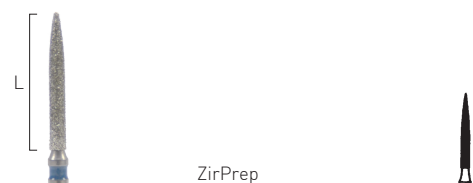


FIG	SHANK	ISO	Ø
Z863	FG	806 314 250 324 ...	012
Z863F	FG	806 314 250 314 ...	012
L mm			10,0
Ø rmp			300'000
			5
APPLICATION			

SINTERED DIAMONDS

SINTER DIAMANTEN | INSTRUMENTS DIAMANTÉS SINTER | DIAMANTES SINTERIZADOS



- Die Instrumente müssen vor erstmaligem Gebrauch auf einem Reinigungsstein wie dem 529D abgezogen werden um mögliche Produktionsüberreste zu entfernen. Dazu sollte der Reinigungsstein angefeuchtet werden.
- Sinterdiamanten müssen zeitweise mittels Reinigungsstein gereinigt werden.
- Auf Sinterdiamanten darf nicht zu viel Druck ausgeübt werden, da sie im Vergleich zu galvanisch beschichteten Diamanten wesentlich leichter brechen.

- > Before using for the first time the instruments must be cleaned on a cleaning stone, such as the 529D, to remove any production residue. The cleaning stone should be moistened beforehand.
- > Sinter diamonds should be cleaned periodically using the cleaning stone.
- > Avoid applying excessive pressure to sinter diamonds, as they break much more easily than electroplated diamonds..

> Les instruments doivent, avant leur première utilisation, être passés sur une pierre à dresser telle la 529D afin d'éliminer de possibles résidus venant de la fabrication. Pour cela, la pierre à dresser doit être humidifiée.

> Les diamants frittés doivent être nettoyés de temps en temps à l'aide d'une pierre pour nettoyage.

> Une trop forte pression ne doit pas être appliquée sur les diamants frittés car ces derniers se brisent nettement plus facilement que les instruments diamantés par des procédés galvaniques.

> Antes del primer uso los instrumentos deben frotarse con una piedra limpiadora como la 529D para eliminar los posibles restos depositados en la producción. Para ello la piedra de limpieza debe humedecerse

> Los diamantes sinterizados deben limpiarse de tanto en tanto con la piedra limpiadora.

> No se debe ejercer mucha presión sobre los diamantes sinterizados porque son mucho más frágiles que los diamantes galvanizados y mucho más susceptibles a la rotura.

FARBCODE <i>Colour code   Code couleur / Código de colores</i>	NICKEL/CHROM LEGIERUNG <i>nickel/chrome alloys / allages nickel-chrome / aleaciones de níquel- cromo</i>	CHROM/KOBALT LEGIERUNG <i>chrome/cobalt alloys / allages chrome-cobalt / aleaciones de cromo- cobalto</i>	KERAMIK <i>Ceramic Céramique Cerámica</i>
blauer Ring <i>blue ring   bague bleue / anillo azul</i>	✓	✗	✓

Ørmp: max. 30'000

M807



umgekehrt  
konisch  
inverted conical



FIG	SHANK	ISO	Ø
M807	HP	807 104 030 524 ...	025
L mm			6,0
			2
APPLICATION			

M813



umgekehrter  
Kegel  
inverted conical



FIG	SHANK	ISO	Ø
M813	HP	807 104 014 524 ...	025
L mm			6,0
			2
APPLICATION			

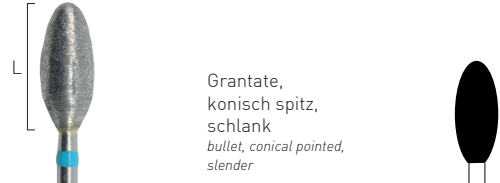
## M854



konisch  
conical

FIG	SHANK	ISO	Ø
M854	HP	807 104 173 524 ...	031
L mm			10,0
			2
APPLICATION			

## M856



Grantate,  
konisch spitz,  
schlank  
bullet, conical pointed,  
slender

FIG	SHANK	ISO	Ø
M856	HP	807 104 274 524 ...	060
L mm			14,0
			2
APPLICATION			

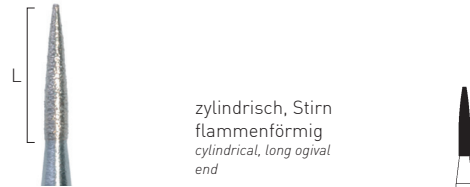
## M862



Flamme  
flame

FIG	SHANK	ISO	Ø
M862	HP	807 104 250 524 ...	037
L mm			8,5
			2
APPLICATION			

## M863



zylindrisch, Stirn  
flammenförmig  
cylindrical, long ogival  
end

FIG	SHANK	ISO	Ø
M863	HP	807 104 250 524 ...	016
L mm			10,0
			2
APPLICATION			

## M941



Scheibe dünn  
disc thin

FIG	SHANK	ISO	Ø
M941	HP	807 104 345 524 ...	220
L mm			0,2
			1
APPLICATION			

## 529D



FIG	ISO	Ø
529D	635 000 600 524 ...	750
L mm		75,0
		1

**DIAMOND DISCS "RIGID"**

DIAMANTSCHLEIBEN S"STARR" | DISQUES DIAMANTÉS „RIGIDES“ | DISCOS DE DIAMANTE "RIGIDOS"

**910D**



rund, konischer  
Ansatz, lang  
*spherical, conical  
collar, long*

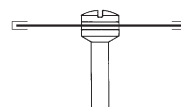
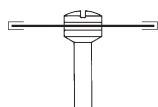


FIG	SHANK	ISO	Ø	L mm	Ø	L mm
910D	HP	806 104 321 524 ...	190	0.5	220	0.5
			1		1	
APPLICATION						

**911D**



Umfang und  
Rand schneidend  
*peripheral and rim  
cutting*

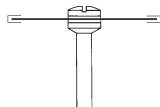


FIG	SHANK	ISO	Ø	L mm
911D	HP	806 104 332 524 ...	220	0.50
			1	
APPLICATION				

**916D**



Umfang, vorne,  
hinten  
schneidend  
*peripheral, distal,  
proximal cutting*

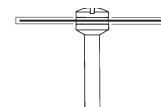


FIG	SHANK	ISO	Ø	L mm
916D	HP	806 104 327 524 ...	220	0.50
			1	
APPLICATION				

**918D**



Umfang, vorne,  
hinten  
schneidend  
*peripheral, distal,  
proximal cutting*

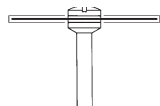


FIG	SHANK	ISO	Ø	L mm
918D	HP	806 104 335 524 ...	220	0.50
			1	
APPLICATION				

**DIAMOND DISCS "FLEXIBLE"**

DIAMANTSCHLEIBEN "FLEXIBEL" | DISQUES DIAMANTÉS „FLEXIBLES“ | DISCOS DE DIAMANTE "FLEXIBLES"

**930D**



Umfang, vorne,  
hinten  
schneidend  
*peripheral, distal,  
proximal cutting*

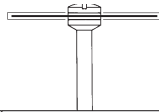


	FIG	SHANK	ISO	Ø	L mm
	930D	HP	806 104 345 524 ...	220	0.3
				1	
APPLICATION					

**932D**



Umfang, vorne,  
hinten  
schneidend  
*peripheral, distal,  
proximal cutting*

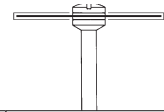



	FIG	SHANK	ISO	Ø	L mm
	932D	HP	806 104 350 524 ...	220	0.30
				1	
APPLICATION					

**935D**



Umfang und  
Rand schneidend  
*peripheral and rim  
cutting*

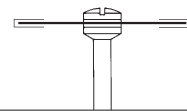
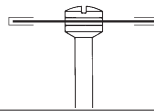


	FIG	SHANK	ISO	Ø		L mm
	935D	HP	806 104 340 524 ...		220	0.30
	935DF	HP	806 104 340 514 ...	190	220	0.25
				1	1	
APPLICATION						

**DIAMOND DISCS "FLEXIBLE" - LARGE DIAMETER**

DIAMANTSCHLEIBEN "FLEXIBEL" GROSSER DURCHMESSER | DISQUES DIAMANTÉS „FLEXIBLES“ GRAND DIAMÈTRE | DISCOS DE DIAMANTE "FLEXIBLES" GRAN DIÁMETRO

**365D**



Umfang und  
Rand schneidend  
*peripheral and rim  
cutting*

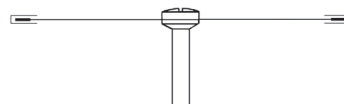
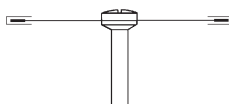



FIG	SHANK	ISO	Ø	L mm	Ø	L mm
365D	HP	806 104 333 514 ...	300	0.30	450	0.35
		1	1		1	
APPLICATION						

**DIAMOND DISCS "SUPERFLEXIBLE" ONE-SIDED**

DIAMANTSCHLEIBEN "SUPERFLEXIBEL" EINSEITIG | DISQUES DIAMANTÉS „SUPER FLEXIBLES“ D'UN CÔTÉ | DISCOS DE DIAMANTE "SUPERFLEXIBLES" UN LADO

**914F**



nur Unterseite  
belegt  
*only bottom side  
coated*

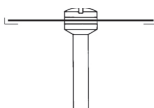



FIG	SHANK	ISO	Ø	L mm
914F	HP	806 104 356 514 ...	220	0.15
		1	1	
APPLICATION				

## DIAMOND DISCS "SUPERFLEXIBLE"

DIAMANTSCHLEIBEN "SUPERFLEXIBEL" | DISQUES DIAMANTÉS „SUPER FLEXIBLES" | DISCOS DE DIAMANTE "SUPERFLEXIBLES"

### 915D



Umfang und  
Rand schneidend  
*peripheral and rim  
cutting*

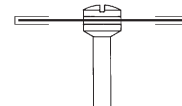
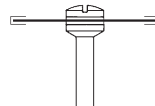



FIG	SHANK	ISO	Ø		L mm
915D	HP	806 104 355 524 ...	190	220	0.25
915DF	HP	806 104 355 514 ...	190	220	0.20
			1	1	
APPLICATION					

### 921D



Umfang und  
Rand schneidend  
*peripheral and rim  
cutting*

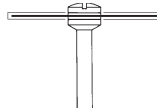


FIG	SHANK	ISO	Ø	L mm
921DF	HP	806 104 358 514 ...	220	0.20
			1	
APPLICATION				

### 940



Umfang und  
Rand schneidend  
*peripheral and rim  
cutting*

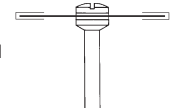


FIG	SHANK	ISO	Ø	L mm
940F	HP	806 104 377 514 ...	220	0.20
			1	
APPLICATION				

### 401D



Scheibe dünn  
*disc thin*

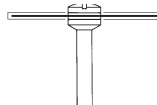


FIG	SHANK	ISO	Ø	L mm
401DF	HP	806 104 400 514 ...	220	0.20
			1	
APPLICATION				

### 947D



Umfang, vorne,  
hinten  
schneidend  
*peripheral, distal,  
proximal cutting*

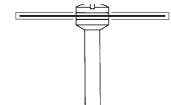
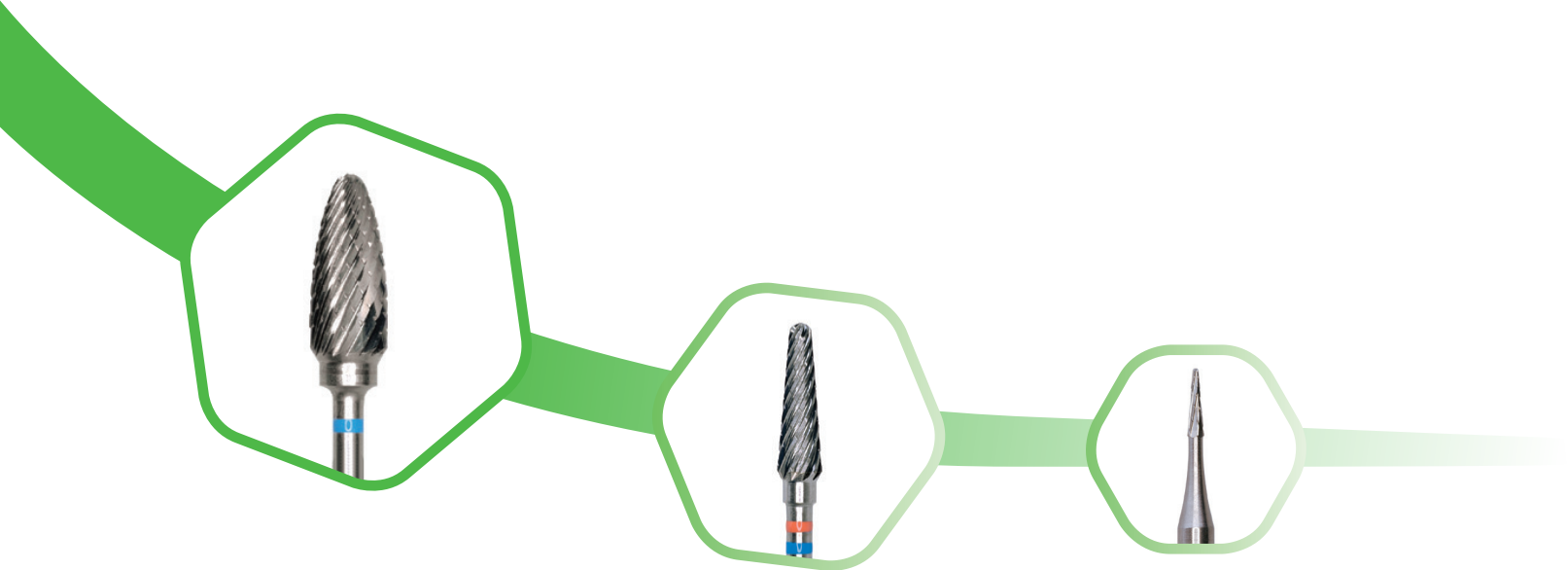


FIG	SHANK	ISO	Ø	L mm
947DF	HP	806 104 389 514 ...	220	0.20
947DEF	HP	806 104 389 504 ...	220	0.15
			1	
APPLICATION				

# CARBIDE

HARTMETALL | CARBURE | CARBURO



























































# LABORATORY

LABOR | LABORATOIRE | LABORATORIO


































**TYPES AND SHAPES UND FORMEN**  
TYPE UND FORMEN | TYPES ET FORMES | TIPOS Y FORMAS

												
<b>C1</b>	<b>C2</b>	<b>C21</b>	<b>C71</b>	<b>C235R</b>	<b>CX235R</b>	<b>C31</b>	<b>C33</b>	<b>C33L</b>	<b>C31RL</b>	<b>C515</b>	<b>C71</b>	<b>C75</b>
P. 113	P. 113	P. 113	P. 113	P. 113	P. 114	P. 114	P. 114	P. 114	P. 115	P. 115	P. 115	P. 116
												
<b>C77</b>	<b>C78</b>	<b>C79</b>	<b>C251</b>	<b>C416</b>	<b>C75G</b>	<b>C79G</b>	<b>C251G</b>	<b>CX79SF</b>	<b>CX23F</b>	<b>CX72F</b>	<b>CX75F</b>	<b>CX77F</b>
P. 116	P. 116	P. 116	P. 116	P. 116	P. 117	P. 117	P. 117	P. 118	P. 118	P. 118	P. 119	P. 119
												
<b>CX79F</b>	<b>CX138F</b>	<b>CX489F</b>	<b>CX251F</b>	<b>CX486F</b>	<b>CX487F</b>	<b>CX488F</b>	<b>CX77MF</b>	<b>CX78MF</b>	<b>CX23</b>	<b>CX72</b>	<b>CX73</b>	<b>CX75</b>
P. 119	P. 119	P. 119	P. 119	P. 120	P. 120	P. 120	P. 120	P. 120	P. 121	P. 121	P. 121	P. 121
												
<b>CX79</b>	<b>CX139</b>	<b>CX251</b>	<b>CX416</b>	<b>CX486</b>	<b>CX487</b>	<b>CX75G</b>	<b>CX79G</b>	<b>CX251G</b>	<b>CX755G</b>	<b>CX795G</b>	<b>CX2515G</b>	<b>CQ251F</b>
P. 122	P. 122	P. 122	P. 122	P. 122	P. 122	P. 123	P. 123	P. 123	P. 124	P. 124	P. 124	P. 125
												
<b>CQ75</b>	<b>CQ79</b>	<b>CQ251</b>	<b>C251FF</b>	<b>C251CC</b>	<b>C251SGT</b>							
P. 125	P. 126	P. 126	P. 126	P. 127	P. 127							

**COLOUR CODE/CUT**

FARBCODIERUNG/VERZÄHNUNG | CODE COULEUR/DENTURE | CÓDIGO DE COLORES/DENTADO

 FARBCODE <i>Colour code   Code couleur   Código de colores</i>	BESCHREIBUNG <i>Description   Description   Descripción</i>	VERZÄHNUNG <i>Cut   Denture   Dentado</i>	ISO	ANWENDUNG <i>Application   Utilisation   Utilización</i>
● schwarzer Ring <i>black ring   bague noire   anillo negro</i>	super grob <i>super coarse   super gros   super-grueso</i>	 kreuzverzahnt <i>x-cut   denture croisée   dentado cruzado</i> = CX-SG	224	
		 Spezialverzahnung für Titan <i>special cut for titanium   denture special pour titane   dentado especial de titanio</i> = C-SGT	226	
● grüner Ring <i>green ring   bague verte   anillo verde</i>	grob <i>coarse   gros   grueso</i>	 grobverzahnt <i>plain cut coarse   denture grossière   dentado grueso</i> = C-G	215	
		 kreuzverzahnt <i>x-cut   denture croisée   dentado cruzado</i> = CX-G	220	
		 Spezialverzahnung für Titan <i>special cut for titanium   denture special pour titane   dentado especial de titanio</i> = C-GT	221	
● blauer Ring <i>blue ring   bague bleue   anillo azul</i>	mittel/standard <i>medium/standard   moyen/standard   mediano/estándar</i>	 standardverzahnt <i>plain cut medium   denture standard   dentado estándar</i> = C-	175	
		 kreuzverzahnt <i>x-cut   denture croisée   dentado cruzado</i> = CX-	190	
		 querhiebverzahnt <i>cross cut   denture surtailée   dentado transversal</i> = CQ-	176	
		 Spezialverzahnung für Titan <i>special cut for titanium   denture special pour titane   dentado especial de titanio</i> = C-T	194	
● roter Ring <i>red ring   bague rouge   anillo rojo</i>	fein <i>fine   fin   fino</i>	 kreuzverzahnt <i>x-cut   denture croisée   dentado cruzado</i> = CX-F	140	
		 querhiebverzahnt <i>cross cut   denture surtailée   dentado transversal</i> = CQ-F	134	
		 Spezialverzahnung für Titan <i>special cut for titanium   denture special pour titane   dentado especial de titanio</i> = C-FT	142	
● orange/blauer Ring <i>orange/blue ring   bague orange/bleu   anillo naranja/azul</i>	fein <i>fine   fin   fino</i>	 Fräsen mit Hinterschliff <i>relief-ground cutters   fraises avec denture à dépouille   fresas con destalonado</i> = C-FF	181	
● gelber Ring <i>yellow ring   bague jaune   anillo amarillo</i>	extra fein <i>extra fine   extra fin   extra fino</i>	 kreuzverzahnt <i>x-cut   denture croisée   dentado cruzado</i> = CX-SF	141	
		 Spezialverzahnung für Titan <i>special cut for titanium   denture special pour titane   dentado especial de titanio</i> = C-SFT	111	

### C1



kugelförmig  
spherical

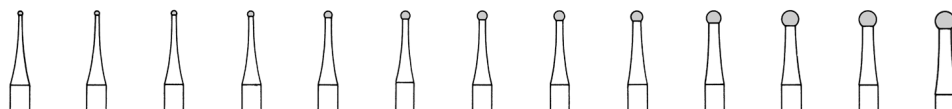


FIG	SHANK	ISO	Ø												
C1	HP	500 104 001 001 ...	005	006	007	008	009	010	012	014	016	018	021	023	027
		US-No.	1/4	1/2		1		2	3	4	5	6	7	8	10
			5	5	5	5	5	5	5	5	5	5	5	5	5
		APPLICATION													

### C2



umgekehrter  
Kegel  
inverted conical

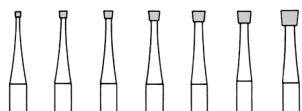


FIG	SHANK	ISO	Ø							
C2	HP	500 104 010 001 ...	008	010	012	014	016	018	023	
		US-No.	34	35	36	37	38	39	40	
		L mm	0,8	1,0	1,2	1,4	1,5	1,8	2,0	
			5	5	5	5	5	5	5	
		APPLICATION								

### C71



kugelförmig  
spherical

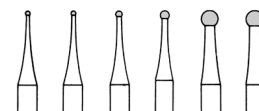


FIG	SHANK	ISO	Ø					
C71	HP	500 104 001 175 ...	005	006	008	010	021	023
			5	5	5	5	5	5
		APPLICATION						

### C21



zylindrisch,  
Seite und Stirn  
schneidend  
cylindrical, side and  
end cutting

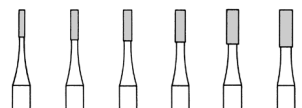


FIG	SHANK	ISO	Ø					
C21	HP	500 104 107 006 ...	008	010	012	014	016	018
		US-No.		57	58	59	60	61
		L mm	3,6	4,1	4,1	4,5	4,5	4,9
			5	5	5	5	5	5
		APPLICATION						

### C23SR



konisch, Stirn  
rund  
conical, end domed



FIG	SHANK	ISO	Ø
C23SR	HP	500 104 196 006 ...	009
		L mm	4,2
			5
		APPLICATION	

### CX23SR



konisch, Stirn  
rund  
*conical, end domed*



FIG	SHANK	ISO	Ø
CX23SR	HP	500 104 196 019 ...	010
		L mm	4,2
			5
APPLICATION			

### C33L



konisch  
*conical*

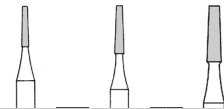


FIG	SHANK	ISO	Ø		
C33L	HP	500 104 171 007 ...	009	012	016
		US-No.	699L	701L	702L
		L mm	5,3	6,3	6,3
			5	5	5
APPLICATION					

### C31



Seite und Stirn  
schneidend  
*side and end cutting*

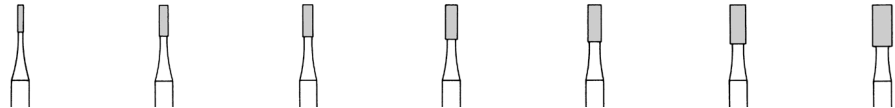


FIG	SHANK	ISO	Ø						
C31	HP	500 104 107 007 ...	008	010	012	014	016	018	023
		US-No.	555	557	558	559	560	561	563
		L mm	3,6	4,1	4,1	4,5	4,5	4,9	5,4
			5	5	5	5	5	5	5
APPLICATION									

### C33



konisch  
*conical*

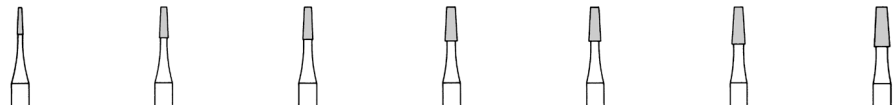



FIG	SHANK	ISO	Ø						
C33	HP	500 104 168 007 ...	008	010	012	014	016	018	021
		US-No.	698	700	701	702	702	703	703
		L mm	3,6	4,1	4,1	4,5	4,5	4,9	4,9
			5	5	5	5	5	5	5
APPLICATION									

**C31RL**



Trennfräser,  
extra lang  
detach carbide, long

FIG	SHANK	ISO	Ø
C31RL	HP	500 105 143 007 ...	010
		L mm	10,0
			1
APPLICATION			



→ Diese zylindrische Trennfräse ist besonders dünn ausgearbeitet und mit einer speziellen Verzahnung versehen. Sie eignet sich optimal zum Heraustrennen von Restaurationen aus CAD/CAM Blanks. Sie gleitet ohne zu Reißen und ohne Druckaufbau durch das Material. Der verlängerte Schaft bietet einen optimalen Zugang, auch bei hohen Blankstärken.

> This cylindrical cutter is particularly thin and has a special cutting geometry. It is ideal for trimming restorations from CAD/CAM blanks. It glides through the material without tearing or build-up of pressure. The extra long shank provides optimal access, even with high blank thicknesses.

> Cette fraise cylindrique est particulièrement fine et possède une géométrie de coupe spéciale. Il est idéal pour tailler les restaurations à partir d'ébauches CAD/CAM. Il glisse à travers le matériau sans déchirure ni accumulation de pression. La tige extra-longue permet un accès optimal, même en cas d'épaisseurs d'ébauches élevées.

> Esta fresa cilíndrica es especialmente fina y tiene una geometría de corte especial. Es ideal para recortar restauraciones a partir de piezas en bruto CAD/CAM. Se desliza por el material sin desgarrarlo ni acumular presión. El mango extra largo proporciona un acceso óptimo, incluso con espesores de pieza en bruto elevados.

rmp: 25'000



**C515**



Vierkantbohrer,  
konisch, spitz  
bur, four sides,  
squared, pointed



FIG	SHANK	ISO	Ø
C515	HP	500 104 467 211 ...	023
		L mm	11,0
			2
APPLICATION			



→ zum Ausarbeiten von Kunststoff und Tiefzieschienen

> for preparing acrylic and vacuum-formed templates

> pour l'usinage des résines et le gouttière thermoformées

> para la preparación de materiales sintéticos y férulas termoplásticas

**NORMAL CUT STANDARD**

NORMALVERZÄHNUNG STANDARD | DENTURE NORMALE STANDARD | DENTADO NORMAL ESTÁNDAR



→ für wirkungsvolles Ausarbeiten aller harten Werkstoffe  
→ zum Erzielen besonders glatter Oberflächen

> for efficient preparation of all hard materials  
> for producing very smooth surfaces

> pour un travail efficace de toutes les résines dures  
> pour obtenir des surfaces particulièrement lisses

> para la preparación eficaz de todos los materiales duros  
> para lograr una superficie especialmente lisa

**C71**



	FIG	SHANK	ISO	Ø		
	C71	HP	500 104 001 175 ...	031	040	050
				1	1	1

### C75



FIG	SHANK	ISO	Ø
C75	HP	500 104 260 175 ...	060
L mm			12,0
			1

### C77



FIG	SHANK	ISO	Ø
C77	HP	500 104 237 175 ...	060
L mm			11,7
			1

### C78



FIG	SHANK	ISO	Ø
C78	HP	500 104 257 175 ...	060
L mm			12,7
			1

### C79



FIG	SHANK	ISO	Ø		
C79	HP	500 104 194 175 ...	040	045	060
L mm			14,2	12,7	12,7
			1	1	1

### C251



FIG	SHANK	ISO	Ø
C251	HP	500 104 274 175 ...	060
L mm			14,7
			1

### C416



FIG	SHANK	ISO	Ø
C416	HP	500 104 201 175 ...	060
L mm			14,7
			1

**CUTTERS - PLAIN CUT, COARSE T**

FRÄSER - GROBVERZAHNT | FRAISES - DENTURE GROSSE | FRESAS - DENTADO SIMPLE, GRUESO



→ für schnelles, effektives Arbeiten auf Kunststoff und Gips

> for rapid and effective trimming of acrylics and also plaster

> pour un travail rapide et efficace sur les résines et le plâtre

> para el desbaste rápido y eficaz sobre acrílico y yeso

**C251G**



	FIG	SHANK	ISO	Ø	
	C251G	HP	500 104 274 215 ...	060	
				L mm	
				14,7	
				1	

**C75G**



	FIG	SHANK	ISO	Ø	
	C75G	HP	500 104 260 215 ...	060	
				L mm	
				12,0	
				1	

**C79G**



	FIG	SHANK	ISO	Ø	
	C79G	HP	500 104 194 215 ...	045	060
				L mm	
				12,7	12,7
				1	1

**CUTTERS – X-CUT, EXTRA FINE**

FRÄSER – KREUZVERZAHNT, EXTRA FEIN | FRAISES – DENTURE CROISÉE, EXTRA FINE | FRESAS – DENTADO CRUZADO, EXTRA-FINO



→ für die feinste Ausarbeitung von Metalllegierungen und Kompositen

> for the finest preparation of metal alloys and composites

> pour l'usinage le plus fin d'alliages métalliques et les composites

> para la preparación más fina de aleaciones de metal y composites

**CX79SF**



	FIG	SHANK	ISO	Ø
	CX79SF	HP	500 104 194 141 ...	040
L mm				14,2
				1

**CUTTERS – CROSS-CUT, FINE**

FRÄSER – KREUZVERZAHNT, FEIN | FRAISES – DENTURE CROISÉE, FINE | FRESAS – DENTADO CRUZADO, FINO



→ vorwiegend für feinere Arbeiten auf Edelmetallen, Nichtedelmetallen, Kunststoffen und Keramik

→ massvoller und sehr gezielter Materialabtrag, glatte Werkstückoberfläche

→ Instrumente mit einem M im Match Code besitzen einen kürzeren Arbeitsteil um detailliertere Arbeiten auszuführen

> mainly for finer preparation of precious metals, non-precious metals, acrylics and porcelain

> moderate, highly selective material removal, smooth workpiece surface

> instruments with an M in the Match Code have a shorter working section to allow more detailed preparation

> avant tout pour les usinages très fins sur métaux précieux, métaux non-précieux, résines et la céramique

> enlèvement raisonnable et très ciblé du matériau, surface de l'objet bien lisse

> Les instruments pourvus d'un M dans le code ont une partie travaillante plus courte afin de pouvoir exécuter un travail mieux détaillé

> principalmente para trabajos más precisos con metales preciosos, metales no preciosos, resinas y cerámica

> Corte moderado y muy preciso del material, alisando así la superficie

> Los instrumentos con una M en su código son llamados de Mini, y poseen una parte activa más corta, consiguiendo así llevar a cabo trabajos más detallados y de precisión

**CX23F**



	FIG	SHANK	ISO	Ø
	CX23F	HP	500 104 199 140 ...	023
L mm				11,5
				1

**CX72F**




	FIG	SHANK	ISO	Ø
	CX72F	HP	500 104 137 140 ...	060
L mm				13,7
				1



### CX75F



FIG	SHANK	ISO	Ø
● CX75F	HP	500 104 260 140 ...	060
L mm			12,0
☞			1

### CX77F



FIG	SHANK	ISO	Ø
● CX77F	HP	500 104 237 140 ...	060
L mm			11,7
☞			1

### CX79F



FIG	SHANK	ISO	Ø		
● CX79F	HP	500 104 194 140 ...	040	045	060
L mm			14,2	12,7	12,7
☞			1	1	1

### CX138F



FIG	SHANK	ISO	Ø
● CX138F	HP	500 104 198 14 ...	023
L mm			8,0
☞			1

### CX489F




FIG	SHANK	ISO	Ø
● CX489F	HP	500 104 187 140 ...	023
L mm			15,0
☞			1

### CX251F



FIG	SHANK	ISO	Ø	
● CX251F	HP	500 104 274 140 ...	040	060
L mm			9,3	14,7
☞			1	1

### CX486F



FIG	SHANK	ISO	Ø
● CX486F	HP	500 104 137 140 ...	023
L mm			14,0
☞			1

### CX487F



FIG	SHANK	ISO	Ø
● CX487F	HP	500 104 292 140 ...	023
L mm			14,0
☞			1

### CX488F



FIG	SHANK	ISO	Ø
● CX488F	HP	500 104 184 140 ...	016
L mm			8,0
☞			1

### CX77MF



FIG	SHANK	ISO	Ø
● CX77MF	HP	500 104 237 140 ...	023
L mm			5,5
☞			1

### CX78MF



FIG	SHANK	ISO	Ø
● CX78MF	HP	500 104 257 140 ...	023
L mm			5,5
☞			1

**CUTTERS - CROSS-CUT, STANDARD**

FRÄSER – KREUZVERZAHNT, STANDARD | FRAISES - DENTURE CROISÉE, STANDARD | FRESAS - DENTADO CRUZADO, ESTÀNDAR



- zum Ausarbeiten grösserer Flächen auf Edelmetallen, Nichteledmetallen und Kunststoffen
- rationeller Materialabtrag, glatte Werkstückoberfläche, weicher Lauf des Werkzeug
- sehr universelle Einsatzmöglichkeiten, daher seltener Werkzeugwechsel erforderlich
- Instrumente mit einem M im Match Code besitzen einen kürzeren Arbeitsteil um detailliertere Arbeiten auszuführen

> for preparing larger surfaces of precious metals, non-precious metals and acrylics  
 > efficient material removal, smooth workpiece surfaces, smooth running of the tool  
 > very universal application options, consequently instruments are changed less frequently  
 > instruments with an M in the Match Code have a shorter working section to allow more detailed preparation

> pour l'usinage de surfaces étendues sur métaux précieux, métaux non-précieux et résines  
 > enlèvement rationnel du matériau, surface de l'objet bien lisse, rotation douce de l'outil  
 > possibilités d'emploi universelles d'où un remplacement moins fréquent de l'outil  
 > Les instruments pourvus d'un M dans le code ont une partie travaillante plus courte afin de pouvoir exécuter un travail mieux détaillé

> para trabajar grandes superficies de metales preciosos, metales no preciosos y resinas  
 > Corte preciso y eficaz del material, dejando una superficie lisa y con un funcionamiento suave y sin vibraciones  
 > este instrumento posibilita una aplicación universal, por lo que se hace menos necesario el cambio de instrumento  
 > Los instrumentos con una M en su código son llamados de Mini, y poseen una parte activa más corta, consiguiendo así llevar a cabo trabajos más detallados y de precisión

**CX23**



	FIG	SHANK	ISO	Ø
	CX23	HP	500 104 199 190 ...	023
L mm				11,5
				1

**CX72**




	FIG	SHANK	ISO	Ø
	CX72	HP	500 104 137 190 ...	060
L mm				13,7
				1

**CX73**



	FIG	SHANK	ISO	Ø
	CX73	HP	500 104 277 190 ...	060
L mm				10,0
				1

**CX75**




	FIG	SHANK	ISO	Ø	
	CX75	HP	500 104 260 190 ...	040	060
L mm				8,3	12,0
				1	1

### CX79



FIG	SHANK	ISO	Ø		
● CX79	HP	500 104 194 190 ...	040	045	060
L mm			14,2	12,7	12,7
			1	1	1

### CX139



FIG	SHANK	ISO	Ø
● CX139	HP	500 104 289 190...	023
L mm			8,0
			1

### CX251



FIG	SHANK	ISO	Ø	
● CX251	HP	500 104 274 190 ...	040	060
L mm			9,3	14,7
			1	1

### CX416




FIG	SHANK	ISO	Ø
● CX416	HP	500 104 201 190 ...	060
L mm			14,7
			1

### CX486



FIG	SHANK	ISO	Ø
● CX486	HP	500 104 137 190 ...	023
L mm			14,0
			15

### CX487



FIG	SHANK	ISO	Ø
● CX487	HP	500 104 292 190 ...	023
L mm			14,0
			1

**CUTTERS - CROSS-CUT, COARSE**

FRÄSER - KREUZVERZAHNT, GROB | FRAISES - DENTURE CROISÉE, PUISSANTE | FRESAS - DENTADO CRUZADO, GRUESO



→ zum Groben und rationellen Vorarbeiten grosser Flächen aus Edelmetallen, Nichtedelmetallen und Kunststoffen  
→ für feinere Arbeiten auf Gips

> for rough, efficient pre-preparation of large surfaces of precious metals, non-precious metals and acrylics  
> for finer trimming of plaster

> pour l'usinage grossier et l'ébauche rationnelle de surfaces étendues sur métaux précieux, métaux non-précieux et résines  
> pour des travaux fins sur le plâtre

> para preparaciones eficaces de gran tamaño sobre grandes superficies en metales preciosos, metales no preciosos y acrílico  
> para trabajos precisos con escayola

**CX75G**



	FIG	SHANK	ISO	Ø
	CX75G	HP	500 104 260 220 ...	060
L mm				12,0
				1

**CX79G**



	FIG	SHANK	ISO	Ø		
	CX79G	HP	500 104 194 220 ...	040	045	060
L mm				14,2	12,7	12,7
				1	1	1

**CX251G**



	FIG	SHANK	ISO	Ø
	CX251G	HP	500 104 274 220 ...	060
L mm				14,7
				1

**CUTTERS - CROSS-CUT, SUPER COARSE**

FRÄSER – KREUZVERZAHNT, SUPER GROB | FRAISES - DENTURE CROISÉE, TRÈS PUISSANTE | FRESAS - DENTADO CRUZADO, SUPER GRUESO



→ besonders für die Bearbeitung von Gips, auch für sehr grobe Arbeiten auf Kunststoffen geeignet  
→ sehr starker Materialabtrag  
→ grosse Spanräume verhindern ein Zusetzen mit Schleifspänen

> ideal for trimming plaster, also suitable for very rough preparation of acrylics  
> very high material removal  
> large chip escape channels prevent clogging with grinding chips

> particulièrement pour l'usinage du plâtre, également adaptée pour des travaux très grossier sur les résines  
> enlèvement important du matériau  
> des espaces importants entre les lames évitent un bourrage par des copeaux

> especialmente para la preparación de escayola, y también para trabajos de gran tamaño con resina  
> gran poder de corte sobre el material  
> grandes espacios de separación entre láminas, los cuales evitan la obstrucción de las mismas con los materiales removidos

**CX75SG**



	FIG	SHANK	ISO	Ø
●	CX75SG	HP	500 104 260 224 ...	070
L mm				13,2
				1

**CX79SG**



	FIG	SHANK	ISO	Ø	
●	CX79SG	HP	500 104 194 224 ...	045	070
L mm				12,7	14,7
				1	1

**CX251SG**



	FIG	SHANK	ISO	Ø
●	CX251SG	HP	500 104 274 224 ...	060
L mm				14,7
				1

## CUTTERS - CROSS-CUT, FINE

FRÄSER - QUERHIEBVERZÄHNUNG, FEIN | FRAISES - DENTURE CROISÉE SURTAILLÉE, FINE | FRESAS - DENTADO TRANSVERSAL, FINO



→ für feines Ausarbeiten aller Legierungen und harter Kunststoffe  
→ rationeller Materialabtrag, glatte Oberfläche

> for fine preparation of all alloys and hard acrylics  
> efficient material removal, smooth surface

> pour l'usinage fin de tous les alliages et des résines dures  
> enlèvement rationnel du matériau, surface lisse

> para trabajos precisos sobre todo tipo de aleaciones y acrílicos duros  
> Corte preciso y eficaz del material, dejando una superficie lisa y con un funcionamiento suave y sin vibraciones

### CQ251F



	FIG	SHANK	ISO	Ø
	CQ251F	HP	500 104 274 134 ...	060
				L mm
				14,7
				1

## CUTTERS - CROSS-CUT, MEDIUM

FRÄSER - QUERHIEBVERZÄHNUNG, MITTEL | FRAISES - DENTURE CROISÉE SURTAILLÉE, MOYENNE | FRESAS - DENTADO TRANSVERSAL, MEDIO



→ Für wirkungsvolles Ausarbeiten aller Prothesenkunststoffe  
→ Sehr guter Materialabtrag, glatte Oberfläche

> for effective preparation of all denture acrylics  
> very good material removal, smooth surface

> pour un usinage efficace de toutes résines prothèses  
> très bon enlèvement de matériau, surface lisse

> para trabajos eficaces con todo tipo de resinas prótesis  
> Corte preciso y eficaz del material, dejando una superficie lisa y con un funcionamiento suave y sin vibraciones

### CQ75



	FIG	SHANK	ISO	Ø
	CQ75	HP	500 104 260 176 ...	060
				L mm
				12,0
				1

### CQ79



FIG	SHANK	ISO	Ø
CQ79	HP	500 104 194 176 ...	040
L mm			14,2
			1

### CQ251



FIG	SHANK	ISO	Ø
CQ251	HP	500 104 274 176 ...	060
L mm			14,7
			1

## RELIEF-GROUND CUTTERS

FRÄSEN MIT HINTERSCHLIFF | FRAISES AVEC DENTURE À DÉPOUILLE | FRESAS CON DESTALONADO



→ die Schneide ist gegen das Ausbrechen der Kanten deutlich besser geschützt, wodurch die Standzeit der Fräse deutlich erhöht wird

→ die Fräse weist auch spürbar bessere Rundlaufeigenschaften ohne Rattern auf

→ zur Bearbeitung aller harter Metalllegierungen wie Chromkobalt, Nichtedelmetallen und Goldreduziert

> better protection of the blade against the edges breaking off, which considerably increases the service life of the cutters  
> the cutters also have perceptibly better concentricity without chatter  
> for preparing all hard metal alloys such as chrome-cobalt, non-precious metals and semi-precious alloys

> la lame est mieux protégée contre l'arrachement ce qui augment nettement la durée de vie de la fraise  
> la fraise montre également une meilleure concentricité de rotation sans vibration  
> pour l'usinage de tous les alliages métalliques durs tels le chrome-cobalt, les métaux non-précieux et ceux à teneur réduite en métaux précieux

> los filos poseen un tratamiento especial para lograr una mejor protección sobre desgaste y posibles rupturas, aumentando así la vida útil del instrumento  
> Excelentes propiedades de concentricidad, evitando vibraciones y sonidos indeseados  
> para la preparación de todo tipo de aleaciones de metal duro como el cromo-cobalto, metales no preciosos y el oro reducido

### C251FF



FIG	SHANK	ISO	Ø
C251FF	HP	500 104 274 181 ...	060
L mm			14,7
			1



**CARBIDE CHIP COATE**

SPLITTERVERZÄHNUNG | DENTURE AUX PARTICULES DE CARBURE DE TUNGSTÈN | INCRUSTACIÒN DE PARTÍCULAS DE CARBURO



→ zur wirkungsvollen Bearbeitung weichbleibender Unterfütterungsmaterialien.

> for effective trimming of permanently soft relining material

> pour l'usinage efficace de matériaux de rebasage en résine molle

> para un mecanizado efectivo de materiales de rebase permanentemente blandos

**C251CC**



	FIG	SHANK	ISO	Ø
	C251CC	HP	500 104 274 523 ...	060
				L mm
				14,7
				1
APPLICATION				

**TITANIUM CUTTER**

TITAN FRÄSEN | FRAISES POUR TITANE | FRESAS PARA TITANIO



→ Spezialverzahnung zur schnellen und effektiven Bearbeitung von Titan und Titanlegierungen

> special cut for quick, effective preparation of titanium and titanium alloys

> denture spéciale pour un usinage rapide et efficace du titane et des alliages de titane

> dentado especial de mayor resistencia, para una preparación rápida y eficaz del titanio y sus aleaciones

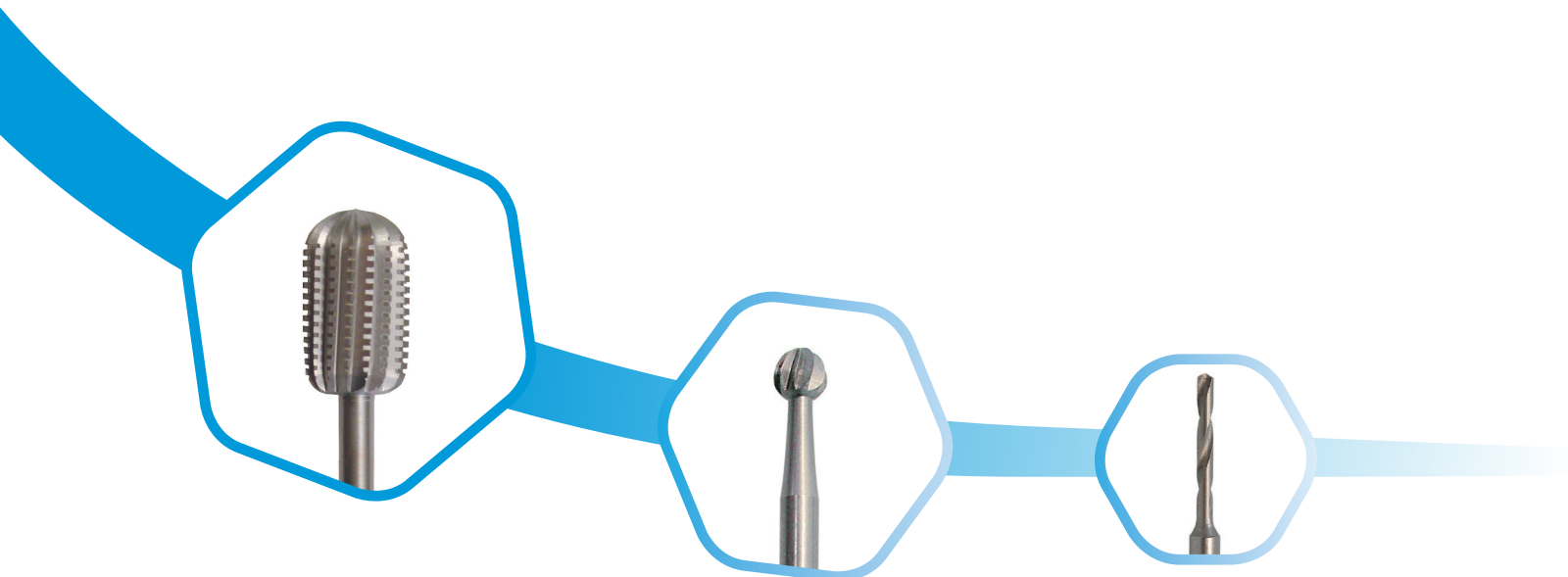
**C251SGT**



	FIG	SHANK	ISO	Ø
	C251SGT	HP	500 104 274 227 ...	060
				L mm
				14,7
				1

# STEEL

STAHL | ACIER | ACERO







# LABORATORY

LABOR | LABORATOIRE | LABORATORIO

**TYPES AND SHAPES UND FORMEN**  
TYPE UND FORMEN | TYPES ET FORMES | TIPOS Y FORMAS

												
<b>1</b>	<b>36</b>	<b>38</b>	<b>203</b>	<b>514</b>	<b>515L</b>	<b>82RF</b>	<b>84RF</b>	<b>85RF</b>	<b>92RF</b>	<b>95RF</b>	<b>301L</b>	<b>303</b>
P. 130	P. 130	P. 130	P. 131	P. 131	P. 131	P. 132	P. 132	P. 132	P. 132	P. 132	P. 133	P. 133

			
<b>305</b>	<b>314</b>	<b>315</b>	<b>320A</b>
P. 133	P. 133	P. 133	P. 133

**STEEL BURS**  
STAHLBOHRER | FRAISES EN ACIER | FRESAS DE ACERO

1



kugelförmig  
(rund)  
spherical (round)

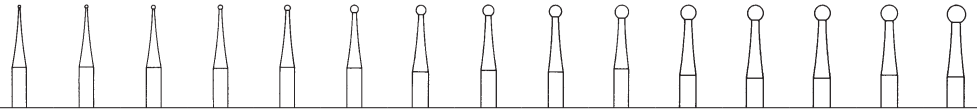


FIG	SHANK	ISO	Ø														
1	HP	310 104 001 001 ...	005	006	007	008	010	012	014	016	018	020	021	022	023	025	027
US-No.			1/4	1/2		1	2	3	4	5	6	7	8	9	10		
			5	5	5	5	5	5	5	5	5	5	5	5	5	5	5
APPLICATION																	

36



zylindrisch,  
Seite und Stirn  
schneidend  
cylindrical, side and  
end cutting

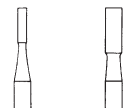


FIG	SHANK	ISO		
36	HP	310 104 107 002 ...	012	023
US-No.			558	563
L mm			4,5	6,0
			5	5
APPLICATION				

38



konisch, (kegel-  
stumpfförmig)  
conical, (truncated  
conical)

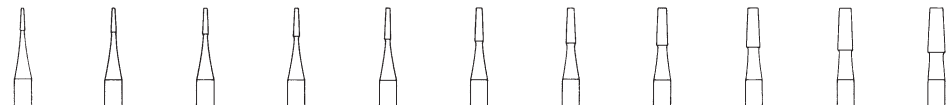


FIG	SHANK	ISO	Ø											
38	HP	310 104 168 002 ...	006	007	008	009	010	012	014	016	018	021	023	
US-No.			698		699		700	701		702		703		
L mm			3,0	3,3	3,6	3,9	4,2	4,5	4,8	5,1	5,4	5,7	6,0	
			5	5	5	5	5	5	5	5	5	5	5	
APPLICATION														

### 203



Spiralbohrer  
helical drill

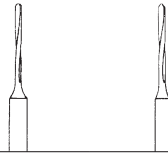


FIG	SHANK	ISO		
203	HP	310 104 417 364 ...	008	009
		L mm	7,0	9,0
			5	5
		APPLICATION		

### 514



konisch, Stirn  
spitz  
conical, end pointed



FIG	SHANK	ISO	Ø
514	HP	310 104 211 215 ...	021
		L mm	10,5
			2
		APPLICATION	

### 515L



Vierkant, Fissu-  
renformer, spitz  
square bur, scissure  
shaping, pointed



FIG	SHANK	ISO	Ø
515L	HP	310 104 467 211 ...	012
		L mm	13,0
			2
		APPLICATION	



→ mit diesem speziell konstruierten Fissureninstrument können die Fissuren in der Okklusion bei vorgesinterten Zirkondioxid-Restaurationen höchstästhetisch ausgearbeitet werden.

>with this specially designed fissure instrument, the fissures in the occlusion of pre-sintered zirconia restorations can be finished to a high esthetic level.

>cet instrument pour fissures spécialement conçu permet de réaliser des fissures très esthétiques dans l'occlusion des restaurations en dioxyde de zirconium préfrittées

>con este instrumento para fisuras especialmente diseñado, las fisuras en la oclusión de restauraciones de dióxido de circonio presinterizadas pueden acabarse con un alto nivel estético.

rmp: 3'000 – 5'000



**STAINLESS STEEL INSTRUMENTS**

ROSTFREIE STAHLINSTRUMENTE | INSTRUMENTS EN ACIER INOXYDABLE | INSTRUMENTOS DE ACERO INOXIDABLE

**i** zum Ausarbeiten und für Feinarbeiten an weichbleibenden Kunststoffen  
for trimming and fine finishing of soft resins  
pour l'usinage et les travaux fins sur les résines souples pour para el trabajo de precisión de revestimientos blandos

**82RF**

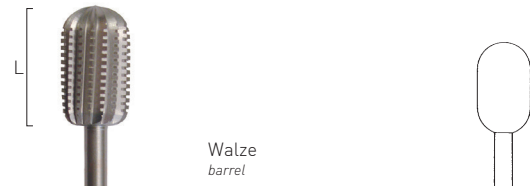


FIG	SHANK	ISO		
82RF	HP	330 104 155 172 ...	070	
L mm			12,0	
			5	
APPLICATION				

**84RF**

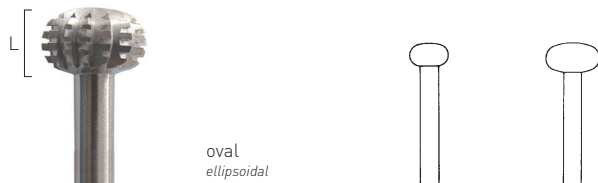


FIG	SHANK	ISO	Ø	
84RF	HP	330 104 103 172 ...	050	070
L mm			3,0	4,0
			5	5
APPLICATION				

**85RF**




FIG	SHANK	ISO		
85RF	HP	330 104 260 172 ...	070	
L mm			12,5	
			5	
APPLICATION				

**92RF**

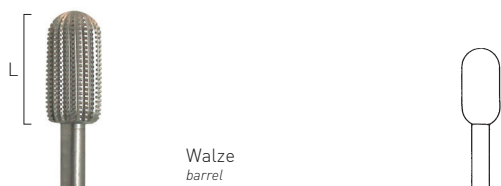


FIG	SHANK	ISO	Ø	
92RF	HP	330 104 155 132 ...	050	
L mm			10,0	
			5	
APPLICATION				

**95RF**

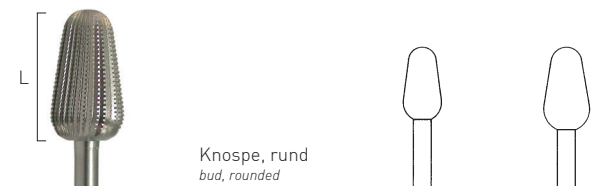


FIG	SHANK	ISO		
95RF	HP	330 104 260 132 ...	050	060
L mm			11,0	12,5
			5	5
APPLICATION				

**MANDRELS**  
TRÄGER | MANDRINS | MANDRILES

**301L**



Träger, mit Holzschraubengewinde, konisch  
*mandrels, with external thread, conical*



FIG	SHANK	ISO	Ø
301L	HP	312 104 610 415 ...	050
			5

**303**



Innengewinde und Spannschraube  
*mandrel for discs, with internal thread and screw*



FIG	SHANK	ISO	Ø
303	HP	330 104 298 072 ...	050
			5

**314**



Träger, geschlitzt, konisch, für Papierscheiben  
*mandrel, split, conical, for paper discs*



FIG	SHANK	ISO	Ø
314	HPL	312 105 622 444 ...	042
			5

**305**



Träger für Scheiben, verstärkt, mit Innengewinde und Spannschraube  
*mandrel for discs, reinforced, with internal thread and screw*

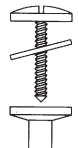


FIG	SHANK	ISO	Ø	
305	HP	312 104 604 391 ...	050	080
			5	5

**315**



Träger geschlitzt, zylindrisch, für Papierscheiben  
*mandrel, split, cylindrical, for paper discs*



FIG	SHANK	ISO	Ø
315	HPL	312 105 623 444 ...	031
			5

**320A**




Träger mit Spannzange  
*mandrels with chuck*



FIG	SHANK	ISO	Ø
320A	HP	312 104 612 434 ...	016
			5

## ABRASIVES

SCHLEIFKÖRPER | ABRASIFS | ABRASIVOS



## LABORATORY

LABOR | LABORATOIRE | LABORATORIOS



# ABRASIVES

SCHLEIFKÖRPER | ABRASIFS | ABRASIVOS

# DENTISTRY

PRAXIS | CABINET | CLINICA

## TYPES AND SHAPES

TYPEN UND FORMEN | TYPES ET FORMES | TIPOS Y FORMAS

<b>SZ602</b>	<b>SZ638</b>	<b>SZ652R</b>	<b>SZ660</b>	<b>SZ667</b>	<b>SZ715</b>	<b>SZ732</b>	<b>SZ736</b>	<b>SZ722</b>	<b>SD602F</b>	<b>SD652RF</b>	<b>SD653F</b>	<b>SD660F</b>
Zirojet	Zirojet	Zirojet	Zirojet	Zirojet	Zirojet	Zirojet	Zirojet	Zirojet	Dica Stone	Dica Stone	Dica Stone	Dica Stone
P. 138	P. 138	P. 138	P. 139	P. 139	P. 139	P. 139	P. 139	P. 139	P. 140	P. 140	P. 140	P. 140

<b>SD667F</b>	<b>SD716F</b>	<b>SD732F</b>	<b>SD735SF</b>	<b>SD722F</b>	<b>SD773F</b>	<b>601</b>	<b>602</b>	<b>603</b>	<b>613</b>	<b>622</b>	<b>642</b>	<b>642G</b>
Dica Stone	Dica Stone	Dica Stone	Dica Stone	Dica Stone	Dica Stone	Green	Green	Green	Green	Green	Green	Green
P. 141	P. 141	P. 141	P. 141	P. 141	P. 141	P. 142	P. 142	P. 142	P. 142	P. 142	P. 142	P. 142









<b>652R</b>	<b>663</b>	<b>702</b>	<b>703</b>	<b>649</b>	<b>652</b>	<b>653</b>	<b>666</b>	<b>667</b>	<b>671</b>	<b>690</b>	<b>716</b>	<b>744G</b>
Green	Green	Green	Green	Green	Green	Green	Green	Green	Green	Green	Green	Green
P. 142	P. 142	P. 142	P. 142	P. 143	P. 143	P. 143	P. 143	P. 143	P. 143	P. 143	P. 143	P. 143

<b>624</b>	<b>648</b>	<b>649</b>	<b>652R</b>	<b>661</b>	<b>662</b>	<b>663</b>	<b>731</b>	<b>732</b>	<b>733</b>	<b>665</b>	<b>666</b>	<b>671</b>
Pink	Pink	Pink	Pink	Pink	Pink	Pink	Pink	Pink	Pink	Pink	Pink	Pink
P. 144	P. 144	P. 144	P. 144	P. 144	P. 144	P. 144	P. 144	P. 144	P. 144	P. 145	P. 145	P. 145

<b>734</b>	<b>735</b>	<b>K+M649R</b>	<b>K+M652R</b>	<b>K+M731</b>	<b>K+M732</b>	<b>B493</b>	<b>731</b>	<b>732</b>	<b>733</b>	<b>735</b>	<b>751</b>	<b>731</b>
Pink	Pink	Blue	Blue	Blue	Blue	Blue	Brown	Brown	Brown	Brown	Brown	White
P. 145	P. 145	P. 146	P. 146	P. 146	P. 146	P. 146	P. 147	P. 147	P. 147	P. 147	P. 147	P. 148









<b>732</b>	<b>733</b>	<b>529</b>	<b>582</b>	<b>505</b>
White	White			
P. 148	P. 148	P. 149	P. 149	P. 149

**APPLICATION**  
ANWENDUNG | APPLICATION | APLICACIÓN

SCHLEIFKÖRPER <i>Abrasives   Abrasifs   Abrasivos</i>	ZIRCONDIOXID <i>Zirconium oxide Zircone Óxido de circonio</i>	VOLLKERAMIK <i>All Ceramic Tout céramique Cerámica total</i>	FELDSPATKERAMIK <i>Feldspar ceramics Céramique feldspathique Cerámica de feldespato</i>	KUNSTSTOFF <i>Plastic Matière plastique Plástico</i>	WEICHBLEIBENDE UNTERFÜTTERUNG <i>soft resines résines molles pour rebaseage revestimientos blandos</i>	EDELMETALLFREIE LEGIERUNGEN <i>non-precious metals alliages de métaux non-précieux aleaciones de metales no preciosos</i>
 Zirojet	✓	✓	✗	✗	✗	✗
 Dica Stone	✓	✓	✓	✓	✗	✓
 Grün - Siliziumkarbid <i>Green - silicon carbide   Vert - carbure de silice   Verde - carburo de silicio</i>	✗	✓	✓	✓	✗	✗
 Rosa - Edelkorund <i>Pink - high-grade corundum   Rose - corindon   Rosa - corindón</i>	✗	✗	✗	✗	✗	✓
 K+M Blau - Edelkorund <i>K+M Blue - high-grade corundum   K+M Bleu - corindon   K+M Azul - corindón</i>	✗	✗	✗	✗	✗	✗
 Braun - Edelkorund <i>Brown - high-grade corundum   Marron - corindon   Marrón - corindón</i>	✗	✗	✗	✗	✗	✗
 Der Blaue <i>The Blue   Le Bleu   El Azul</i>	✗	✗	✗	✗	✓	✗
 Weiss - Edelkorund <i>White - high-grade corundum   Blanc - corindon   Blanco - corindón</i>	✗	✗	✗	✗	✗	✓

- ✓ empfohlen  
*recommended | recommandée | recomendado*
- ✓ geeignet  
*suitable | adaptée | posible*
- ✗ nicht geeignet  
*not suitable | ne convient pas | no es posible*

Edelmetallfreie Legierung z.B. Kobalt, Nickel, Eisen, Titan  
*non-precious metals e.g. cobalt, nickel, titan  
alliages de métaux non-précieux p. ex. cobalt, nickel, fer, titan  
aleaciones de metales no preciosos - por ejemplo cobalto, níquel, hierro, titanio*

<b>EDELMETALLREDUZIERTE LEGIERUNGEN</b> <small>semi-precious metals alliages de m<sup>e</sup> taux semi précieux aleaciones de metales semipreciosos</small>	<b>EDELMETALL LEGIERUNGEN Z.B. GOLD</b> <small>precious metals e.g. or alliages de métaux précieux p. ex. or aleaciones de metales preciosos por ejemplo oro</small>	<b>EMPFOHLENE ANWENDUNGSBEREICHE</b> <small>Recommended application   Domaines d'application recommandés   Aplicación recomendada</small>	
✗	✗	Speziell entwickelt zur gefahrlosen Trockenbearbeitung von Zirkondioxid <small>specialy developed for safe dry preparation of zirconia   spécialement développés pour l'usinage à sec et en toute sécurité de la zirco- nee   especialmente desarrollada para el procesamiento seguro del óxido de zirconio en seco</small>	
✓	✗	Optimaler Abtrag auf Keramik und Metall <small>optimal material removal of porcelain and metal   enlèvement optimal du matériau sur la céramique et le métal   abrasión óptima de la cerámica y el metal</small>	
✗	✗	Bearbeitung von Keramik und Kunststoffen <small>Preparing porcelain and acrylics   L'usinage de la céramique et de la résine   Preparación de ceràmica y resinas</small>	
✓	✗	Bearbeitung von mittelharten Metall-Legierungen und Chrom-Kobalt <small>Preparing medium-hard metal alloys and chrome-cobalt   L'usinage d'alliages métalliques de dureté moyenne et du chrome-cobalt   Preparación de aleaciones de metal de dureza media y cromo-cobalto</small>	
✓	✗	Bearbeitung von mittelharten Metall-Legierungen <small>Preparing medium-hard metal alloys   L'usinage d'alliages métalliques de dureté moyenne   Preparación de aleaciones de metal de dureza media</small>	
✗	✓	Bearbeitung von Edelmetalllegierungen <small>Preparing precious metal alloys   L'usinage d'alliages de métaux précieux   Preparación de aleaciones de metales preciosos</small>	
✗	✗	Sehr gut geeignet zur Ausarbeitung von weichbleibenden Unterfütterungen <small>ideal for preparing soft relines   très bien adapté pour l'usinage des résines molles pour rebasage   muy apropiado para el trabajo en revestimientos blandos</small>	
✓	✗	Bearbeitung von harten Metall-Legierungen und Nichtelegierungen <small>Preparing hard metal alloys and non-precious metal alloys   L'usinage d'alliages métalliques durs et d'alliages non-précieux   Prepara- ción de aleaciones de metal duro y de aleaciones de metales no preciosos</small>	

**ZIROJET**



**Für das hochästhetische Material Zirkonoxid, einfach, sicher, und präzise**

Mit Dendia Zirojet ist die Bearbeitung von Zirkonoxid-Restoration, dieses immer beliebter werdenden Hightech-Werkstoffes, unglaublich leicht und präzise. Die hervorragenden Eigenschaften von Zirkonoxid – extreme Verschleißbeständigkeit, glatte Oberfläche und minimale Wärmeleitfähigkeit – stellen an die High-End-Bearbeitung die härtesten und sensibelsten Ansprüche zugleich.

**Schnell und präzise**

- Sensibles, sicheres und superpräzises Schleifen
- Einfachere Bearbeitung, besserer Abtrag, geringer Anpressdruck
- Keine Microrisse bei Trockenbearbeitung
- Ideal zur Randbearbeitung-
- Geringe Wärmeentwicklung, kein Funkenschlag
- Niedrige Drehzahl – hohe Verschleißfestigkeit
- Zentrischer, vibrationsfreier Lauf

**For the highly esthetic material zircon oxide simply, reliably and precisely**

With Dendia Zirojet, reconstruction using zircon oxide, this increasingly valued high-tech material, is unbelievably easy and precise. The outstanding properties of zircon oxide – extreme wear-resistance, smooth surface and minimal heat conductivity – fulfil at the same time the toughest and most sensitive demands for high end finishing.

**Fast and precise**

- Sensitive, reliable and extremely precise grinding
- Simpler handling, better levelling, less contact pressure
- No formation of microcracks during dry processing
- Ideal for dealing with edges-
- Little heat development, no sparking
- Low revolutions per minute – high wear- resistance
- Central, vibration-free movement

**SZ602**



kugelförmig  
(rund)  
spherical (round)

FIG	SHANK	ISO	Ø
SZ602	HP	655 104 001 526 ...	040
↻ rpm			31'000
📦			2

**SZ638**



zylindrisch,  
Seite und Stirn  
schneidend  
cylindrical, side and  
end cutting

FIG	SHANK	ISO	Ø
SZ638	HP	655 104 110 526 ...	025
L mm			6,5
↻ rpm			50'000
📦			2

**SZ652R**



konisch, Stirn  
rund  
conical, end domed

FIG	SHANK	ISO	Ø
SZ652R	HP	655 104 199 526 ...	035
L mm			10,5
↻ rpm			35'000
📦			2

## SZ660



Granate  
*bullet*

FIG	SHANK	ISO	Ø
SZ660	HP	655 104 274 526 ...	040
L mm			12,0
Ø rpm			28'000
☞			2

## SZ667



Knospe, schlank  
*bud, slender*

FIG	SHANK	ISO	Ø
SZ667	HP	655 104 257 526 ...	035
L mm			7,0
Ø rpm			35'000
☞			2

## SZ732



Knospe, schlank  
*bud, slender*

FIG	SHANK	ISO	Ø
SZ732	HP	655 104 107 526 ...	050
L mm			12,5
Ø rpm			25'000
☞			2

## SZ736



umgekehrter  
Kegel  
*inverted conical*

FIG	SHANK	ISO	Ø
SZ736	HP	655 104 012 526 ...	065
L mm			6,5
Ø rpm			19'000
☞			2

## SZ715



Linse  
*lens*

FIG	SHANK	ISO	Ø
SZ715	HP	655 104 371 526 ...	160
L mm			2,5
Ø rpm			7'000
☞			1

## SZ722



Linse  
*lens*

FIG	SHANK	ISO	Ø
SZ722	HP	655 104 304 526 ...	180
L mm			2,5
Ø rpm			7'000
☞			1

**DICA STONE**



Der Schleifkörper mit 100% Diamantkon eröffnet unter vertrauten Arbeitsbedingungen völlig neue Perspektiven: Sehr schnelles, sicheres Arbeiten, präzises Handling und somit hohe Performance und schnellen Workflow. Dies unter dem Aspekt einer bisher ungekannten Verschleißfestigkeit und somit hoher Rentabilität.

**Hohe Standzeit, universeller Einsatz**

- Optimierte Lösung für die Anwendungsgebiete Keramik, Presskeramik und Kunststoffe
- Sehr gute Schnittleistungen vor allem bei Glas-keramik und Kunststoffen
- Niedrige Wärmeentwicklung
- Unübertroffene Standzeiten
- Universeller Einsatz -
- Höchste Verschleißfestigkeit
- Sicheres Arbeiten am Werkstück

*The 100% diamond abrasive opens up completely new perspectives under well-established operating conditions: very fast, precise handling and thus high performance and rapid workflow. And all this with a previously unknown level of wear-resistance and thus higher profitability.*

**High service life, universal application**

- Optimised solution for the use of ceramics, pressed ceramics and synthetic materials
- Very good cutting results, particularly for glass ceramics and synthetic materials
- Low heat development
- Unbeatable service life
- Universal application
- Highest wear-resistance
- Reliable workmanship

FARBE <i>Colour   couleur   colores</i>		KÖRNUNG <i>Grain   Grain   Grano</i>	
●	roter Ring <i>red ring   bague rouge   anillo rojo</i>	fein <i>fine   fin   fino</i>	= F

**SD602F**



Kugelförmig (rund)  
*spherical (round)*

FIG	SHANK	ISO	Ø
● SD602F	HP	805 104 001 514 ...	040
∅ rpm			25'000
🗑️			1

**SD652R**



konisch, Stirn rund  
*conical, end domed*

FIG	SHANK	ISO	Ø
● SD652RF	HP	805 104 199 514 ...	035
L mm			10,0
∅ rpm			28'000
🗑️			1

**SD653F**



konisch (kegelstumpfförmig)  
*conical (truncated conical)*

FIG	SHANK	ISO	Ø
● SD653F	HP	805 104 174 514 ...	040
L mm			10,5
∅ rpm			25'000
🗑️			1

**SD660**



Granate  
*bullet*

FIG	SHANK	ISO	Ø
● SD660F	HP	805 104 274 514 ...	040
L mm			12,0
∅ rpm			25'000
🗑️			1

**SD667**



Knospe, schlank  
*bud, slender*

FIG	SHANK	ISO	Ø
SD667F	HP	805 104 257 514 ...	035
L mm			7,0
Ø rpm			28'000
			1

**SD716F**



Scheibe  
*Disc*

FIG	SHANK	ISO	Ø
SD716F	HP	805 104 042 514 ...	150
L mm			3,5
Ø rpm			8'000
			1

**SD732**



zylindrisch,  
Seite und Stirn  
schneidend  
*cylindrical, side and  
end cutting*

FIG	SHANK	ISO	Ø
SD732F	HP	805 104 107 514 ...	050
L mm			12,0
Ø rpm			20'000
			1

**SD735SF**



umgekehrter  
Kegel  
*inverted conical*

FIG	SHANK	ISO	Ø
SD735SF	HP	805 104 012 514 ...	070
L mm			5,0
Ø rpm			15'000
			1

**SD722**



Linse  
*lens*

FIG	SHANK	ISO	Ø
SD722F	HP	805 104 304 514 ...	160
L mm			7,0
Ø rpm			7'000
			1

**SD773F**



Scheibe  
*Disc*

FIG	SHANK	ISO	Ø
SD773F	HP	805 104 373 514 ...	220
L mm			4,5
Ø rpm			5'500
			1

**GREEN – SILICON CARBIDE**

GRÜN – SILIZIUMKARBID | VERT – CARBURE DE SILICE | VERDE – CARBURO DE SILICIO

**i** Siliziumkarbid für die Bearbeitung von Keramik und Kunststoffen

*Silicon carbide for preparing porcelain and acrylics*

*Carbure de silicium pour l'usinage de la céramique et de la résine*

*Carburo de silicio para la preparación de cerámica y resinas*

**601 602 603**



kugelförmig (rund)  
spherical (round)

FIG	SHANK	ISO	Ø		
601	HP	655 104 001 523 ...	030		
602	HP	655 104 001 523 ...		040	
603	HP	655 104 001 523 ...			050
			5	5	5

**613**



umgekehrter Kegel  
inverted conical

FIG	SHANK	ISO	Ø
613	HP	655 104 014 523 ...	070
L mm			3,0
			5

**652R**



konisch, Stirn rund  
conical, end domed

FIG	SHANK	ISO	Ø
652R	HP	655 104 199 523 ...	035
L mm			10,5
			5


**663**



Flamme, normal  
flame, standard

FIG	SHANK	ISO	Ø
663	HP	655 104 243 523 ...	060
L mm			10,5
			5

**622 702 703**




Rad  
wheel

FIG	SHANK	ISO	Ø		
622	HP	655 104 042 523 ...	065		
702	HP	655 104 041 523 ...		095	
703	HP	655 104 041 523 ...			130
L mm			2,0	1,5	1,5
			5	5	5

**642**

**642G**




zylindrisch, Seite und Stirn schneidend  
cylindrical, side and end cutting

FIG	SHANK	ISO	Ø		
642	HP	655 104 107 523 ...	050		
642G	HP	655 104 107 533 ...		050	
L mm			12,5	12,5	
			5	5	



## 649 652 653



konisch  
(kegelstumpfförmig)  
conical (truncated conical)

FIG	SHANK	ISO	Ø		
649	HP	655 104 171 523 ...	025		
652	HP	655 104 173 523 ...		035	
653	HP	655 104 174 523 ...			040
L mm			6,0	10,5	10,5
			5	5	5


## 744G



Granate  
bullet

FIG	SHANK	ISO		
744G	HP	655 104 273 533 ...	110	
L mm			17,0	
			5	

## 666 667



Knospe, schlank  
bud, slender

FIG	SHANK	ISO	Ø	
666	HP	655 104 257 523 ...	025	
667	HP	655 104 257 523 ...		035
L mm			6,5	7,0
			5	5

## 690



Torpedo, zylindrisch  
torpedo, cylindrical

FIG	SHANK	ISO		
690	HP	655 104 292 523 ...	050	
L mm			17,0	
			5	

## 671



Knospe, rund,  
lang  
bud, rounded, long

FIG	SHANK	ISO	Ø	
671	HP	655 104 266 523 ...	060	
L mm			10,0	
			5	

## 716



Scheibe  
disc

FIG	SHANK	ISO	Ø	
716	HP	655 104 372 523 ...	160	
L mm			3,0	
			5	

**PINK – HIGH-GRADE CORUNDUM**

ROSA – EDELKORUND | ROSE – CORINDON | ROSA – CORINDÓN




Edelkorund zur Bearbeitung von mittelharten Metall-Legierungen und Chrom-Kobalt

High-Grade corundum for preparing medium-hard metal alloys and chrome-cobalt

Corindon pur pour l'usinage d'alliages métalliques de dureté moyenne et du chrome-cobalt

Corindón para la preparación de aleaciones de metal de dureza media y cromo-cobalto


**624 731 732**



zylindrisch, Seite und Stirn schneidend  
cylindrical, side and end cutting

FIG	SHANK	ISO	Ø		
624	HP	625 104 109 523 ...	060		
731	HP	625 104 107 523 ...		065	
732	HP	625 104 107 523 ...			050
L mm			5,0	13,0	12,5
				5	5

**648 649 733**



konisch (kegelstumpfförmig)  
conical (truncated conical)

FIG	SHANK	ISO	Ø		
648	HP	625 104 171 523 ...	020		
649	HP	625 104 171 523 ...		025	
733	HP	625 104 173 523 ...			035
L mm			6,0	6,0	10,5
				5	5


**652R**



konisch, Stirn rund  
conical, end domed

FIG	SHANK	ISO	Ø		
652R	HP	625 104 199 523 ...			035
L mm			10,5		
			5		

**661 662**



Torpedo, zylindrisch  
torpedo, cylindrical

FIG	SHANK	ISO	Ø	
661	HP	625 104 288 523 ...	025	
662	HP	625 104 288 523 ...		035
L mm			7,0	7,0
				5

**663**



Flamme, normal  
flame, standard

FIG	SHANK	ISO	Ø	
663	HP	625 104 243 523 ...		060
L mm			10,5	
			5	

**665**



Granate  
*bullet*

FIG	SHANK	ISO	Ø
665	HP	625 104 273 523 ...	060
L mm			12,0
☞			5

**666**



Knospe, schlank  
*bud, slender*

FIG	SHANK	ISO	Ø
666	HP	625 104 257 523 ...	025
L mm			6,5
☞			5

**671**



Knospe, rund,  
lang  
*bud, rounded, long*

FIG	SHANK	ISO	Ø
671	HP	625 104 266 523 ...	060
L mm			10,0
☞			5

**734**



Messerschneide,  
hinten konkav  
*wheel, inverted conical  
and conical,*

FIG	SHANK	ISO	Ø
734	HP	625 104 316 523 ...	085
L mm			4,0
☞			5

**735**



umgekehrter  
Kegel, konkav,  
Stirn und Seite  
schneidend  
*inverted conical, side  
and end cutting*

FIG	SHANK	ISO	Ø
735	HP	625 104 027 523 ...	070
L mm			5,0
☞			5

**K+M BLUE**

K+M BLAU | K+M BLEU | K+M AZUL




Edelkorund zur Bearbeitung von edelmetallreduzierten und edelmetallfreien Metalllegierungen

*High-Grade corundum for preparing semi-precious and non-precious metal alloys*

*Carbure de silice pour l'usinage d'alliages à teneur réduite en métaux précieux et d'alliages non-précieux*

*Corindón para la preparación de aleaciones metálicas con reducción de metales preciosos y sin metales preciosos*


**K+M649R K+M652R**



konisch, Stirn rund  
*conical, end domed*

FIG	SHANK	ISO	Ø	
K+M649R	HP	635 104 197 523 ...	025	
K+M652R	HP	635 104 199 523 ...		035
		L mm	6,0	6,0
			5	5

**K+M731 K+M732**



zylindrisch, Seite und Stirn schneidend  
*cylindrical, side and end cutting*

FIG	SHANK	ISO	Ø	
K+M731	HP	635 104 107 523 ...	065	
K+M732	HP	635 104 107 523 ...		050
		L mm	13,0	12,5
			5	5

**THE BLUE**

DER BLAUE | LE BLEU | EL AZUL




Edelkorund zur Bearbeitung von edelmetallreduzierten und edelmetallfreien Metalllegierungen

*High-Grade corundum for preparing semi-precious and non-precious metal alloys*

*Carbure de silice pour l'usinage d'alliages à teneur réduite en métaux précieux et d'alliages non-précieux*

*Corindón para la preparación de aleaciones metálicas con reducción de metales preciosos y sin metales preciosos*

**B493**



Torpedo,  
zylindrisch  
*torpedo, cylindrical*

FIG	SHANK	ISO	Ø
B493	HP	635 104 292 533 ...	080
		L mm	20,0
			5

## BROWN – HIGH-GRADE CORUNDUM

BRAUN – EDELKORUND | MARRON – CORINDON | MARRÓN – CORINDÓN



Edelkorund zur  
Bearbeitung von Edel-  
metalllegierungen


*High-Grade corundum for  
preparing precious metal alloys*

*Corindon pur pour l'usinage  
d'alliages de métaux précieux*

*Corindón para la preparación  
de aleaciones de metales  
preciosos*

**731**

**732**



zylindrisch, Seite und Stirn schneidend  
*cylindrical, side and end cutting*

FIG	SHANK	ISO	Ø	
731	HP	635 104 107 522 ...	065	
732	HP	635 104 107 522 ...		050
L mm			13,0	12,5
			5	5

**733**



konisch, (kegel-  
stumpfförmig)  
*conical, (truncated  
conical)*

FIG	SHANK	ISO	Ø
733	HP	635 104 173 522 ...	035
L mm			10,5
			5

**735**



umgekehrter  
Kegel, konkav,  
Stirn und Seite  
schneidend  
*conical, (truncated  
conical)*

FIG	SHANK	ISO	Ø
735	HP	635 104 027 522 ...	070
L mm			5,0
			5

**751**



Granate  
*bullet*

FIG	SHANK	ISO	Ø
751	HPA	635 104 273 522 ...	100
L mm			20,0
			5

WHITE – HIGH-GRADE CORUNDUM

WEISS – EDELKORUND | BLANC – CORINDON | BLANCO – CORINDÓN



Edelkorund zur Bearbeitung von harten Metalllegierungen und Nichtedelmetalllegierungen


*High-Grade corundum for preparing hard metal alloys and non-precious metal alloys*

*Corindon pur pour l'usinage d'alliages métalliques durs et d'alliages non-précieux*

*Corindón para la preparación de aleaciones de metal duro y de aleaciones de metales no preciosos*

731

732



zylindrisch, Seite und Stirn schneidend  
*cylindrical, side and end cutting*

FIG	SHANK	ISO	Ø	
731	HP	635 104 107 524 ...	065	
732	HP	635 104 107 524 ...		050
L mm			13,0	12,5
			5	5

733



konisch, (kegelstumpfförmig)  
*conical, (truncated conical)*

FIG	SHANK	ISO	Ø
733	HP	635 104 173 524 ...	035
L mm			10,5
			5

TRIMMING STONES

ZURICHTSTEINE | PIERRES À AIGUISER | PIEDRAS PARA AFILAR

529



Abziehstein, rechteckiger Querschnitt, mittel  
*grind Stone, parallelepiped, medium*

FIG	ISO	Ø
529	655 000 600 523 ...	750
L mm		75,0
		1

## CUT-OFF WHEELS

TRENNSCHEIBEN | DISQUES À SÉPARER | DISCOS DE CORTE



Die biegefesten Nylon-Trennscheiben mit geringer Abrasion, bestehend aus einer Phenolharzbasis mit dem Schleifmittel Normalkorund, sind besonders geeignet für das Abtrennen und Ausarbeiten von Kobalt-Chrom-Legierungen (Co-Cr), sowie EM- und NEM-Legierungen.

*The bend-resistant nylon cut-off wheels with low abrasion, consisting of a phenolic resin base with standard corundum abrasive, are ideal for cutting off and preparing chrome-cobalt alloys (CrCo) as well as precious and non-precious metal alloys.*

*Les disques en Nylon résistant au pliage à faible pouvoir abrasif constitués d'une base de résine phénolique avec du corindon abrasif normal sont particulièrement adaptés pour le sectionnement et l'usinage d'alliages chrome-cobalt (Co-Cr) ainsi que les alliages NP*

*Los discos de separación de nylon resistente a la flexión con escasa abrasividad, están compuestos por una base de resina de fenol con el cuerpo de corte de corindón normal. Estos discos son especialmente apropiados para la separación y preparación de aleaciones de cromo-cobalto (Co-Cr), así como aleaciones de metales preciosos y aleaciones de metales no preciosos.*

### 582



Scheibe, Umfang schneidend  
disc, peripheral cutting

FIG	SHANK	ISO	Ø
582	UM	613 900 371 524 ...	220
L mm			0,6
			100

## SEPARATING DISCS

SEPARIERSCHEIBEN | DISQUES À SÉPARER | DISCOS DE SEPARACIÓN



Die Nylon-Separierscheiben, bestehend aus Phenolharz und Siliziumkarbid, eignen sich hervorragend zum Separieren und Ausarbeiten von Keramik bei geringster Wärmeentwicklung und ohne verunreinigende Schleifspuren.

*The nylon separating discs, consisting of a phenolic resin and silicon carbide, are ideal for separating and preparing porcelain with minimal heat build up and without contaminating grinding marks.*

*Les disques à séparer en Nylon, constitués d'une base de résine phénolique avec du carbure de silice sont particulièrement bien adaptés pour le sectionnement et l'usinage de la céramique avec un minimum d'échauffement et sans laisser de traces.*

*Los discos de separación de nylon, que consisten en una resina de fenol y carburo de silicio, son apropiados especialmente para la separación y preparación de cerámica con escaso desarrollo de calor y sin contaminación de virutas durante el trabajo.*

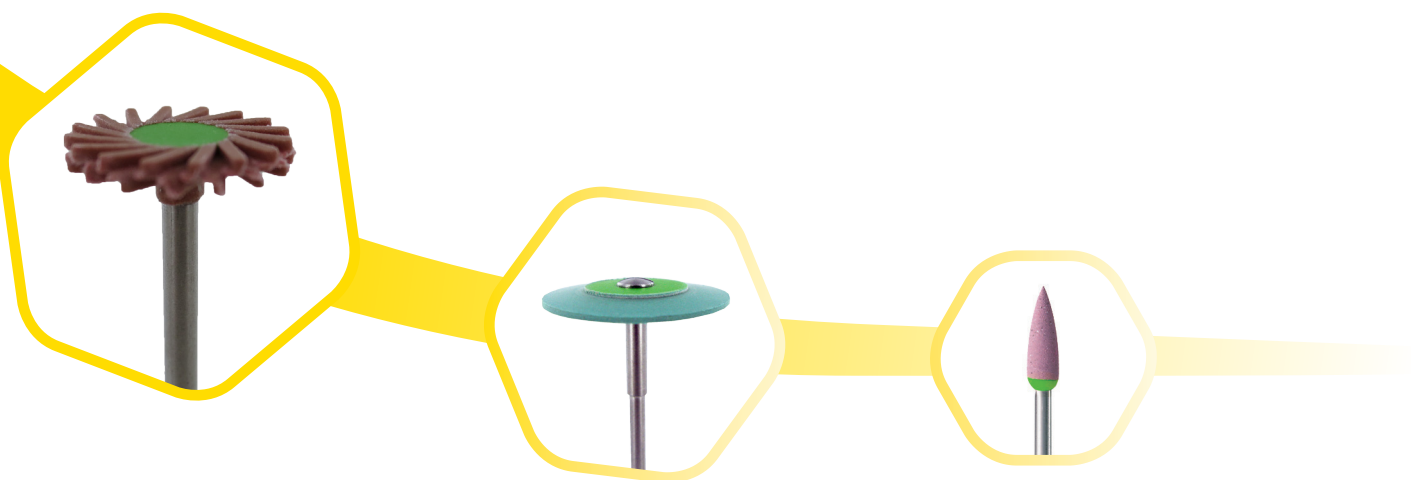
### 505



Scheibe normal,  
Umfang schneidend  
disc standard,  
peripheral cutting

FIG	SHANK	ISO	Ø
505	UM	653 900 327 524 ...	220
L mm			0,6
			100

**POLISHER**  
POLIERER | POLISSOIRS | PULIDORES



**LABORATORY**  
LABOR | LABORATOIRE | LABORATORIO



**TYPES AND SHAPES**

TYPEN UND FORMEN | TYPES ET FORMES | TIPOS Y FORMAS

<b>9571G</b>	<b>9572G</b>	<b>9574G</b>	<b>9571M</b>	<b>9572M</b>	<b>9574M</b>	<b>9571F</b>	<b>9572F</b>	<b>9574F</b>	<b>9573G</b>	<b>9573M</b>	<b>9573F</b>	<b>9160</b>
P. 156	P. 156	P. 156	P. 156	P. 156	P. 156	P. 156	P. 156	P. 156	P. 157	P. 157	P. 157	P. 157

<b>9301G</b>	<b>9301M</b>	<b>9301F</b>	<b>9301EF</b>	<b>9310EF</b>	<b>9310G</b>	<b>9310M</b>	<b>9310F</b>	<b>9315G</b>	<b>9315M</b>	<b>9315F</b>	<b>9315EF</b>	<b>9840</b>
P. 157	P. 157	P. 157	P. 157	P. 158	P. 158	P. 158	P. 158	P. 158	P. 158	P. 158	P. 158	P. 159

<b>ZIR9866F</b>	<b>ZIR9866M</b>	<b>ZIR9865F</b>	<b>ZIR9865M</b>	<b>ZIR9867F</b>	<b>ZIR9867M</b>	<b>ZIR9868F</b>	<b>ZIR9868M</b>	<b>LS9876F</b>	<b>LS9876M</b>	<b>LS9875F</b>	<b>LS9875M</b>	<b>LS9877F</b>
P. 160	P. 160	P. 160	P. 160	P. 160	P. 160	P. 160	P. 160	P. 161	P. 161	P. 161	P. 161	P. 161

<b>LS9877M</b>	<b>LS9878F</b>	<b>LS9878M</b>	<b>9801G</b>	<b>9802G</b>	<b>9801M</b>	<b>9802M</b>	<b>9801F</b>	<b>9802F</b>	<b>9803G</b>	<b>9803M</b>	<b>9803F</b>	<b>9804M</b>
P. 161	P. 161	P. 161	P. 162	P. 162	P. 162	P. 162	P. 162	P. 162	P. 163	P. 163	P. 163	P. 163

<b>9804F</b>	<b>9805M</b>	<b>9805F</b>	<b>9131G</b>	<b>9132G</b>	<b>9131M</b>	<b>9132M</b>	<b>9131F</b>	<b>9132F</b>	<b>9103G</b>	<b>9107G</b>	<b>9603M</b>	<b>9604M</b>
P. 163	P. 163	P. 163	P. 164	P. 164	P. 164	P. 164	P. 164	P. 164	P. 165	P. 165	P. 165	P. 165

<b>9131S</b>	<b>9332G</b>	<b>9332M</b>	<b>9332F</b>	<b>9332EF</b>	<b>9332UF</b>	<b>1121</b>	<b>1123</b>	<b>1125</b>	<b>1147M</b>	<b>1147F</b>	<b>1163</b>	<b>1166</b>
P. 165	P. 166	P. 166	P. 166	P. 166	P. 166	P. 166	P. 167	P. 167	P. 167	P. 167	P. 168	P. 168

<b>1164</b>	<b>1170</b>	<b>529</b>	<b>301L</b>	<b>303</b>	<b>327RF</b>
P. 168	P. 169	P. 169	P. 169	P. 169	P. 169

APPLICATION POLISHERS

ANWENDUNGEN POLIERER | APPLICATION POLISSOIRS | APLICACIÓN PULIDORES

POLIERER <i>Polishers / Polissoirs / Pulidores</i>		KERAMIK/ZIRCONDIOXID <i>Ceramic/Zirconia Céramique/Zircone Cerámica/Zirconio</i>	ZIRCONDIOXID <i>Zirconium oxide Zircone Óxido de circonio</i>	VOLLKERAMIK <i>All Ceramic Tout céramique Cerámica total</i>	KUNSTSTOFF <i>Plastic Matière plastique Plástico</i>	TITAN <i>Titane Titano</i>	EDELSTAHL <i>Stainless steel Acier inoxydable Acero inoxidable</i>	CHROM-KOBALT <i>Chromium cobalt Chrome-cobalt Cromo-cobalto</i>	EDELMETALLFREIE LEG. <i>Non-precious metals Alliages de métaux non précieux Aleaciones de metales no preciosos</i>	EDELMETALL LEG. <i>Precious metals Alliages de métaux précieux Aleaciones de metales preciosos</i>	↻ rpm (rec.)	ANWENDUNG <i>application / application / aplicación</i>
Keramikpolierer <i>Porcelain polisher / Polissoirs pour céramique / Pulidor para cerámica</i>	9801G   9802G   9803G   9801M   9802M   9803M   9804M   9801F   9802F   9803F	✓	✓	✓	✗	✗	✓	✓	✓	✓	5'000 - 12'000	
Polierer in Kunstkauschukbindung <i>Polishers in synthetic rubber binding / Polissoirs à liant caoutchouc / Pulidor de caucho sintético</i>	9301G   9310G   9315G   9301M   9302M   9310M   9315M	✗	✗	✗	✗	✗	✓	✓	✓	✓	7'000 - 12'000	
	9301F   9302F   9310F   9315F   9301EF   9302EF   9310EF   9315EF	✗	✗	✗	✗	✗	✗	✗	✓	✓		
	9668M   9669M   9668F   9669F	✗	✗	✗	✗	✓	✓	✓	✗	✗		
Silikonpolierer für Prothesenkunststoff <i>Silicone polishers for preparing denture acrylic / Polissoirs en silicone pour l'usinage des résines prothétiques / Pulidores de silicona para la preparación de prótesis de resina</i>	9571G   9572G   9573G   9574G   9571M   9572M   9573M   9574M   9571F   9572F   9573F   9574F	✗	✗	✗	✓	✗	✗	✗	✗	✗	5'000 - 7'000	
Universeller Silikonpo- lierer <i>Universal silicon polisher / Polissoirs en silicone universel / Pulidores universales siliconados</i>	9131G   9132G   9131M   9132M   9131F   9132F	✓	✗	✗	✗	✗	✗	✗	✗	✗	7'000 - 15'000	
Silikonpolierer <i>Silicone polishers / Polissoirs en silicone / Pulidor siliconado</i>	9103G   9107G   9108G   9603M   9604M   9607M	✓	✗	✗	✓	✗	✗	✓	✓	✗	7'000 - 12'000	
Lithiumdisilikat Polierer <i>Lithium disilicate polisher / Polissoirs pour lithium-disilicate / Pulidor de disilicato de litio</i>	LS9875M/F   LS9876M/F   LS9877M/F   LS9878M/F	✓	✗	✓	✗	✗	✗	✗	✗	✗	5'000 - 12'000	
Zirkondioxid Polierer <i>Zirconium oxide polisher / Polissoirs pour zirconium dioxide / Pulidor de circonio dióxido</i>	ZIR9865M/F   ZIR9866M/F   ZIR9867M/F   ZIR9868M/F	✗	✓	✗	✗	✗	✗	✗	✗	✗	5'000 - 12'000	















- ✓ empfohlen  
*recommended / recommandée / recomendado*
- ✓ geeignet  
*suitable / adaptée / posible*
- ✗ nicht geeignet  
*not suitable / ne convient pas / no es posible*

Diamantpolierer  
*diamond polishers / polissoirs diamantés /  
pulidor diamantado*

LEG.: Legierung

**APPLICATION BRUSHES**




ANWENDUNGEN BÜRSTEN | APPLICATION BRUSHES | APLICACIÓN CEPILLOS

	1121	1123	1125	1163	1166	1164
	ZIEGENHAAR – WEICH <i>Goat hair soft   Poils de chèvre, doux   Pelo de cabra (Blando)</i>	PFERDEHAAR – MITTEL <i>Horsehair medium   Crin moyen   Pelo de caballo (Dureza Media)</i>	WEISSE CHUNGKING BORSTEN – HART <i>White Chungking bristles, hard   Soies de porc Chungking, dures   Cerdas Chungking blancas (Duras)</i>	MINIATUR-SCHWABEL – FEINES TUCH <i>Miniature buffing wheel made of fine cloth   Mini tampons en calicots de toile douce   Disco Miniatura de tela fina</i>	MINIATUR-SCHWABEL – MICROFASER LEDER <i>Miniature buffing wheel made of microfibre leather   Mini tampons en calicots de microfibres   Disco Miniatura de microfibra-piel</i>	MINIATUR-SCHWABEL – BAUMWOLLE <i>Miniature buffing wheel made of cotton   Mini tampons en calicots de coton   Disco Miniatura de Algodón</i>
	  	  	 	 	 	 
	POLIEREN <i>Polishing   Polissage   Pulido final</i>			GLANZPOLIEREN <i>Shine polishing   Brillantage   Pulido de alto brillo</i>		
Prothesenkunststoff <i>Denture acrylic Résines prothétiques Prótesis de resina</i>	✓	✗	✗	✓	✓	✓
Komposite <i>Composites Composites Composite</i>	✓	✗	✓	✓	✓	✓
Edelmetall Legierungen <i>Precious metals Alliages de métaux précieux Aleaciones de metales preciosos</i>	✓	✗	✗	✓	✓	✓
Nichtedelmetall Legierungen <i>Non-precious metals Alliages de métaux non précieux Aleaciones de metales no preciosos</i>	✗	✓	✗	✓	✓	✓
Chrom-Kobalt <i>Chromium cobalt Chrome-cobalt Cromo-cobalto</i>	✗	✗	✗	✓	✓	✓
mit Polierpaste <i>with polishing paste avec de la pâte à polir con pasta de pulido</i>	✓	✗	✓	✓	✓	✗
mit Emulsion <i>with emulsion avec de l'emulsion con emulsión</i>	✗	✗	✗	✗	✗	✓
	↻ 10'000 rpm					

- ✓ empfohlen  
*recommended | recommandée | recomendado*
- ✓ geeignet  
*suitable | adaptée | posible*
- ✗ nicht geeignet  
*not suitable | ne convient pas | no es posible*

**SILICONE POLISHERS FOR PREPARING DENTURE ACRYLIC**

SILIKONPOLIERER ZUM BEARBEITEN VON PROTHESENKUNSTSTOFF | POLISSOIRS EN SILICONE POUR L'USINAGE DES RÉSINES PROTHÉTIQUES | PULIDORES DE SILICONA PARA LA PREPARACIÓN DE PRÓTESIS DE RESINA


FARBE <i>Colour / couleur / colores</i>		KÖRNUNG <i>Grain / Grain / Grano</i>	ANWENDUNG <i>application / application / aplicación</i>
	grün <i>green vert verde</i>	grob <i>coarse gros grueso</i> = G	Abtragen <i>removal abrasion abrasión</i>
	grau <i>grey gris gris</i>	mittel <i>medium moyen mediano</i> = M	Glätten <i>smoothing lissage alisado</i>
	gelb <i>yellow jaunes amarillo</i>	fein <i>fine fin fino</i> = F	Hochglanzpolieren <i>high-lustre polishing brillantage brillo</i>

**9574**

**G M F**



Flamme  
*flame*

FIG	SHANK	ISO	Ø		
9574G	HP	658 104 243 533 ...	055		
9574M	HP	658 104 243 523 ...		055	
9574F	HP	658 104 243 513 ...			055
L mm			16,0	16,0	16,0
			5	5	5

Ø rmp: rec. 5'000 - 7'000

**9571**


**G**

**M**

**F**



Torpedo, konisch  
*torpedo, conical*

FIG	SHANK	ISO	Ø		
9571G	HP	658 104 300 533 ...	100		
9571M	HP	658 104 300 523 ...		100	
9571F	HP	658 104 300 513 ...			100
L mm			20,0	20,0	20,0
			5	5	5

**9572**


**G**

**M**

**F**



Granate  
*bullet*

FIG	SHANK	ISO	Ø		
9572G	HP	658 104 275 533 ...	100		
9572M	HP	658 104 275 523 ...		100	
9572F	HP	658 104 275 513 ...			100
L mm			22,0	22,0	22,0
			5	5	5

**9573**

**G**

**M**

**F**



konisch, Stirn rund  
conical, end domed

FIG	SHANK	ISO	Ø		
9573G	HP	658 104 201 533 ...	150		
9573M	HP	658 104 201 523 ...		150	
9573F	HP	658 104 201 513 ...			150
L mm			17,0	17,0	17,0
			5	5	5

**POLISHERS FOR METALS**

POLIERER FÜR METALLE | POLISSEUSES POUR MÉTAUX | PULIDORES PARA METALES



Flexibler Polierer zum Glätten von Edelmetall- und Nichtedelmetalllegierungen

Flexible polisher for smoothing precious and non-precious metal alloys

Polissoirs flexible pour le lissage d'alliages de métaux précieux et non-précieux

Pulidor de grano Medio para el trabajo sobre metales preciosos y aleaciones de metales no preciosos

Ump: rec. 7'000 - 12'000

FARBE Colour / couleur / colores		KÖRNU NG Grain / Grain / Grano	ANWENDUNG application / application / aplicación
	blau blue bleu azul	grob coarse gros grueso = G	Abtragen removal abrasion abrasión
	grau grey gris gris	mittel medium moyen mediano = M	Glätten smoothing lissage alisado
	braun brown marron marrón	fein fine fin fino = F	Polieren polishing polissage pulido final
	grün green vert verde	extra fein extra fine extra fin extra fino = EF	Hochglanz-polieren high-lustre polishing brillantage brillo

**9301**

**G**

**M**

**F**

**EF**



Scheibe  
disc

FIG	SHANK	ISO	Ø			
9301G	UM	653 900 372 534 ...	220			
9301M	UM	653 900 372 524 ...		220		
9301F	UM	653 900 372 513 ...			220	
9301EF	UM	653 900 372 504 ...				220
L mm			3,0	3,0	3,0	3,0
			10	10	10	10

### 9310

**G M F EF**



Torpedo, zylindrisch  
torpedo, cylindrical

FIG	SHANK	ISO	Ø			
9310G	HP	653 104 292 534 ...	050			
9310M	HP	653 104 292 524 ...		050		
9310F	HP	653 104 292 513 ...			050	
9310EF	HP					050
L mm			16,0	16,0	16,0	16,0
			5	5	5	5

### 9315

**G M F EF**



Flamme  
flame

FIG	SHANK	ISO	Ø			
9315G	HP	653 104 244 534 ...	055			
9315M	HP	653 104 244 524 ...		055		
9315F	HP	653 104 244 513 ...			055	
9315EF	HP	653 104 244 504 ...				055
L mm			18,0	18,0	18,0	18,0
			5	5	5	5

### 9160



Swivel  
Swivel

FIG	SHANK	ISO	Ø
9160	HP	652 104 546 503 ...	140
L mm			1,6
			2

**DIAMOND POLISHER FOR COMPOSITES & NANO- / HYBRIDCERAMICS**

DIAMANTPOLIERER ZUR KOMPOSIT & NANO- / HYBRIDKERAMIK BEARBEITUNG | POLISSOIRS DIAMANTÉS POUR L'USINAGE DE COMPOSITES & NANO CÉRAMIQUE | PULIDORES DIAMANTADOS PARA TRABAJOS DE COMPOSITES & NANO CERÁMICA



Einstufen Diamantpolierer zum Glätten und Polieren von Kompositen und Nano- / Hybridkeramik

*One-step diamond polisher for smoothing and polishing of composite and nano- / hybrid-ceramic*

*Polissoir diamanté pour lisser et polir usinages de composite et de nano céramique avec un seul processus*

*Pulidor diamantado para alisar y pulir trabajos en composites y en nano cerámica con un proceso de una sola fase*

rpm: rec. 3'000 - 10'000

**9840**



Swivel  
Swivel

FIG	SHANK	ISO	Ø
9840	HP	803 104 543 503 ...	140
L mm			1,6
			2

DIAMOND POLISHER FOR ZIRCONIUM OXIDE

DIAMANTPOLIERER FÜR ZIRKONOXID | POLISSOIRS DIAMANTÉS POUR OXIDE DE ZIRCONIUM | PULIDOR DE DIAMANTE PARA ZIRCONIA



**Diamantpolierer - ZIR Gloss**

→ zweistufiges Diamantpoliersystem zum Abtragen, Glätten und Polieren von Zirkondioxid  
 → dunkelgrün: Glätten & Vorpholieren / hellgrün: Hochglanzpolieren

**Diamond polishers - ZIR Gloss**

> two-step diamond polishing system for material removal, smoothing and polishing of zirconium oxide  
 > dark green: smoothing and pre-polishing / light green: gloss polishing


**Polissoirs diamantés - ZIR Gloss**

> Système de polissoirs diamantés à deux étapes, pour l'enlèvement, le lissage et pour le lustrage de zirconium dioxyde  
 > Vert foncé : lissage et polissage grossier / vert clair : Polissage brillant

**Pulidores diamantados - ZIR Gloss**

> Sistema de pulidores diamantados de dos pasos, para remover, alisar y pulir el circonio dióxido  
 > Verde oscuro: alisamiento y pulimento / verde claro: pulido inal de alto brillo

ZIR9865




Linse  
lens

FIG	SHANK	ISO	Ø	
ZIR9865M	HP	803 104 303 521 ...	260	
ZIR9865F	HP	803 104 303 511 ...		260
L mm			2,0	2,0
⌚			5'000 – 10'000 rmp	
📦			1	1

ZIR9866

M F



Flamme  
flame

FIG	SHANK	ISO	Ø	
ZIR9866M	HP	803 104 243 521 ...	040	
ZIR9866F	HP	803 104 243 511 ...		040
L mm			13,0	13,0
⌚			7'000 – 12'000 rmp	
📦			2	2

ZIR9867

M F



Rad  
wheel

FIG	SHANK	ISO	Ø	
ZIR9867M	HP	803 104 372 521 ...	110	
ZIR9867F	HP	803 104 372 511 ...		110
L mm			2,0	2,0
⌚			7'000 – 12'000 rmp	
📦			2	2

ZIR9868

M F



Swivel  
swivel

FIG	SHANK	ISO	Ø	
ZIR9868M	HP	803 104 543 521 ...	140	
ZIR9868F	HP	803 104 543 511 ...		140
L mm			1,6	1,6
⌚			7'000 – 12'000 rmp	
📦			2	2



**DIAMOND POLISHER FOR CERAMIC**

DIAMANTPOLIERER FÜR KERAMIK | POLISSOIRS DIAMANTÉS POUR CÉRAMIQUE | PULIDOR DE DIAMANTE PARA CERÁMICA



**Diamantpolierer - LS Gloss**

→ zweistufiges Diamantpolierersystem zum Abtragen, Glätten und Polieren von Lithiumdisilikat und Feldspat Keramik  
 → rotbraun: Glätten & Vorpulieren / beige: Hochglanzpolieren

**Diamond polishers - LS Gloss**

> two-step diamond polishing system for material removal, smoothing and polishing of lithium disilicate and feldspar ceramic  
 > red-brown: smoothing and pre-polishing / beige: gloss polishing

**Polissoirs diamantés - LS Gloss**

> Système de polissoirs diamantés à deux étapes, pour l'enlèvement, le lissage et pour le lustrage de lithium-disilicate et de céramique feldspathique  
 > brun-rouge : lissage et polissage grossier / beige : Polissage brillant

**Pulidores diamantados - LS Gloss**

> Sistema de pulidores diamantados de dos pasos, para remover, alisar y pulir de disilicato de litio y cerámica feldespato  
 > marrón rojizo: alisamiento y pulimento / beige: pulido inal de alto brillo

⌀ rmp: 7'000 – 12'000  
 max. 20'000

**LS9875**

**M F**



Linse  
 lens

FIG	SHANK	ISO	Ø	
LS9875M	HP	803 104 303 522 ...	260	
LS9875F	HP	803 104 303 512 ...		260
L mm			2,0	2,0
⌀			5'000 – 10'000 rmp	
📦			1	1

**LS9876**

**M F**




Flamme  
 flame

FIG	SHANK	ISO	Ø	
LS9876M	HP	803 104 243 522 ...	040	
LS9876F	HP	803 104 243 512 ...		040
L mm			13,0	13,0
⌀			7'000 – 12'000 rmp	
📦			2	2

**LS9877**

**M F**



Rad  
 wheel

FIG	SHANK	ISO	Ø	
LS9877M	HP	803 104 372 522 ...	110	
LS9877F	HP	803 104 372 512 ...		110
L mm			2,0	2,0
⌀			7'000 – 12'000 rmp	
📦			2	2

**LS9878**

**M F**



Swivel  
 swivel

FIG	SHANK	ISO	Ø	
LS9878M	HP	803 104 543 522 ...	140	
LS9878F	HP	803 104 543 512 ...		140
L mm			1,6	1,6
⌀			7'000 – 12'000 rmp	
📦			2	2

**DIAMOND POLISHER FOR CERAMIC**

DIAMANTPOLIERER FÜR KERAMIK | POLISSOIRS DIAMANTÉS POUR CÉRAMIQUE | PULIDOR DE DIAMANTE PARA CERÁMICA



**Diamantpolierer:**

nach dem Arbeiten auf Metallen, den Polierer abziehen um Streifenbildung auf der Keramik zu vermeiden

*after use on metals, clean the polishers to prevent striation marks forming on the porcelain*

*après l'usinage des métaux, dresser le polissoir afin d'éviter la formation de traces sur la céramique*

*También se pueden utilizar en metal, recomendándose luego del uso en este material, que los mismos sean limpiados para evitar manchas o rayas en la cerámica*

FARBE <i>Colour   couleur   colores</i>		KÖRNUNG <i>Grain   Grain   Grano</i>	ANWENDUNG <i>application   application   aplicación</i>
	blau <i>blue bleu azul</i>	grob <i>coarse gros grueso</i>	= G  Abtragen <i>removal abrasion abrasión</i>
	pink <i>pink rose rosa</i>	mittel <i>medium moyen mediano</i>	= M  Glätten/Vorpolieren <i>smoothing/pre-polishing lissage/pré-polissage alisado/pulido inicial</i>
	grau <i>grey gris gris</i>	fein <i>fine fin fino</i>	= F  Hochglanzpolieren <i>high-lustre polishing brillantage brillo</i>

**9801**

**G**

**M**

**F**



Linse  
*lens*

FIG	SHANK	ISO	Ø		
9801G	HP	803 104 303 534 ...	260		
9801M	HP	803 104 303 524 ...		260	
9801F	HP	803 104 303 514 ...			260
L mm			2,0	2,0	2,0
⌚			5'000 – 10'000 rmp		
📦			1	1	1

**9802**

**G**

**M**

**F**



Scheibe  
*disc*

FIG	SHANK	ISO	Ø		
9802G	HP	803 104 372 534 ...	170		
9802M	HP	803 104 372 524 ...		170	
9802F	HP	803 104 372 514 ...			170
L mm			2,5	2,5	2,5
⌚			7'000 – 12'000 rmp		
📦			1	1	1

**9803**

**G**

**M**

**F**



Flamme  
flame

FIG	SHANK	ISO	Ø		
9803G	HP	803 104 243 534 ...	040		
9803M	HP	803 104 243 524 ...		040	
9803F	HP	803 104 243 514 ...			040
L mm			13,0	13,0	13,0
⌚			7'000 - 12'000 rmp		
🗑️			2	2	2

**9804**

**M**

**F**



Rad  
wheel

FIG	SHANK	ISO	Ø	
9804M	HP	803 104 372 524 ...	110	
9804F	HP	803 104 372 514 ...		110
L mm			2,0	2,0
⌚			7'000 - 12'000 rmp	
🗑️			2	2

**9805**

**M**

**F**






Swivel  
swivel

FIG	SHANK	ISO	Ø	
9805M	HP	803 104 543 524 ...	140	
9805F	HP	803 104 543 514 ...		140
L mm			1,6	1,6
⌚			7'000 - 12'000 rmp	
🗑️			2	2

**SILICON POLISHERS FOR CERAMIC**

SILIKONPOLIERER FÜR KERAMIK | POLISSOIRS EN SILICONE POUR CÉRAMIQUE | PULIDOR SILICONADO PARA CERÁMICA

FARBE <i>Colour   couleur   colores</i>		KÖRNUNG <i>Grain   Grain   Grano</i>	ANWENDUNG <i>application   applica- tion   aplicación</i>
	hellgrau <i>light grey gris clair gris claro</i>	grob <i>coarse gros grueso</i> = G	Abtragen <i>removal abrasion abrasión</i>
	pink <i>pink rose rosa</i>	mittel <i>medium moyen mediano</i> = M	Glätten/ Vorpolieren <i>smoothing/ pre-polishing lissage/pré-polissage alisado/pulido inicial</i>
	grau <i>grey gris gris</i>	fein <i>fine fin fino</i> = F	Polieren <i>polishing polissage pulido final</i>

Ø rmp: rec. 7'000 - 12'000

**9131**


**G**

**M**

**F**



Scheibe  
*disc*

FIG	SHANK	ISO	Ø		
9131G	UM	658 900 372 524 ...	220		
9131M	UM	658 900 372 514 ...		220	
9131F	UM	658 900 372 504 ...			220
L mm			3,0	3,0	3,0
			10	10	10

**9132**


**G**

**M**

**F**

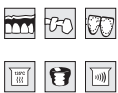


Linse  
*lens*

FIG	SHANK	ISO	Ø		
9132G	UM	658 900 303 524 ...	220		
9132M	UM	658 900 303 514 ...		220	
9132F	UM	658 900 303 504 ...			220
L mm			3,5	3,5	3,5
			10	10	10

**UNIVERSAL SILICON POLISHERS**

UNIVERSELLE SILIKONPOLIERER | POLISSOIRS EN SILICONE UNIVERSEL | PULIDORES UNIVERSALES SILICONADOS


grob/mittel coarse/medium gros grain/moyen grueso/medio	<b>ANWENDUNG &amp; HYGIENE</b> Application & Hygiene   Application & Hygiène   Aplicación e higiene	<b>DREHZAHL</b> Rotation speed   Vitesse de rotation   Número de revoluciones
zum Abtragen von Keramik, Edelmetall und Kunststoff  for removal of ceramics, precious metal and plastics  pour l'abrasion de céramique, métaux précieux et résines  para rebajar cerámica y metal precioso y resinas		7'000 - 10'000 rpm max. 20'000 rpm

Ωrpm: rec. 7'000 - 15'000

**9103G**




Scheibe  
disc

FIG	SHANK	ISO	∅
9103G	UM	658 900 372 533 ...	220
L mm			3,0
			10


**9107G**




Linse  
lens

FIG	SHANK	ISO	∅
9107G	UM	658 900 303 533 ...	220
L mm			4,0
			10

**9131S**




Scheibe  
disc

FIG	SHANK	ISO	∅
9131S	UM	658 900 372 522 ...	220
L mm			3,0
			10

**9603M**




Scheibe  
disc

FIG	SHANK	ISO	∅
9603M	UM	658 900 372 525 ...	170
L mm			3,0
			10

**9604M**



Scheibe  
disc

FIG	SHANK	ISO	∅
9604M	UM	658 900 372 525 ...	220
L mm			3,0
			10

**OCCCLUSAL POLISHER**

KAUFLÄCHENPOLIERER | POLISSOIRS OCCLUSAUX | PULIDORES PARA CARAS OCLUSALES

grob 3,00 mm <i>coarse 3,00 mm / gros grain 3,00 mm / grueso 3,00 mm</i>	mittel 3,00 mm <i>medium 3,00 mm / moyen 3,00 mm / medio 3,00 mm</i>	fein 3,00 mm <i>fine 3,00 mm / fin 3,00 mm / fino 3,00 mm</i>	<b>ANWENDUNG &amp; HYGIENE</b> <i>Application &amp; Hygiene / Application &amp; Hygiène / Aplicación e higiene</i>	<b>DREHZAHL</b> <i>Rotation speed / Vitesse de rotation / Número de revoluciones</i>
für NE-Metalle bei schwer zugänglichen Stellen <i>for non-precious metals with areas that are difficult to access / pour les métaux NP en zones peu accessibles / para metales no preciosos en zonas de difícil acceso</i>	für NE-Metalle und Edelmetalle bei schwer zugänglichen Stellen <i>for non-precious metals, precious with areas that are difficult to access / pour les métaux NP et précieux en zones peu accessibles / para metales no preciosos en zonas de difícil acceso</i>	für NE-Metalle und Edelmetalle, bei schwer zugänglichen Stellen <i>for non-precious metals, precious metals with areas that are difficult to access / pour métaux NP et précieux, pour les métaux NP en zones peu accessibles / para metales no preciosos y preciosos en zonas de difícil acceso</i>		7'000 - 15'000 rpm max. 25'000 rpm

**9332**

**G**

**M**

**F**

**EF**

**UF**



zylindrisch  
*cylindrical*

FIG	SHANK	ISO	Ø			
9332G	UM	653 900 114 534 ...	030			
9332M	UM	653 900 114 523 ...		030		
9332F	UM	653 900 114 513 ...			030	
9332EF	UM	653 900 114 503 ...				030
9332UF	UM	653 900 114 494 ...				030
<b>L mm</b>			23,0	23,0	23,0	23,0
			10	10	10	10

**BRUSHES AND BUFFS**

BÜRSTEN UND SCHWABBEL | BROSSES ET TAMPONS À POLIR | CEPILLOS Y DISCOS DE TELA



Ziegenhaarbürste weich - zum Polieren von Prothesenkunststoff, Composite & Edelmetall Legierungen mit Polierpaste

*Soft goat hair brush - for polishing denture acrylics, composites & precious metal alloys with polishing paste*

*Brosse en poils de chèvre doux - pour le polissage des prothèses en plastique, composites et alliages précieux avec la pâte à polir*

*Cepillo suave de pelo de cabra - para pulir dentaduras acrílicas, composites y aleaciones de metales preciosos con pasta de pulir*

∅rpm: max. 10'000

**1121**



Rad wheel

FIG	SHANK	ISO	Ø
1121	RA	090 104 543 000 ...	210
<b>L mm</b>			2,0
			5



**Pferdehaar mittel** - zum Polieren von Kronen- und Brückenbearbeitungen aus Nichtedelmetalllegierungen

*Horsehair medium - for polishing non precious metal crown and bridge restorations*

*Crin moyen - pour le polissage e couronnes et de bridges en métal non précieux*

*Pelo de caballo [Dureza Media] - para pulir coronas y puentes de metal precioso*

rpm: max. 10'000

**1123**



Rad wheel

FIG	SHANK	ISO	Ø	
1123	HP	100 104 543 001 ...	210	
L mm			2,0	
			5	



**Weisse Chungking Borsten hart** - zum Polieren von Kompositematerialien mit Polierpaste

*White Chungking bristles hard - for polishing of composite materials white polishing paste*

*Soies de porc de Chungking dures - pour le polissage de matériaux composites avec de la pâte à polir*

*Cerdas Chungking blancas [Duras] - Para pulir composites con pasta de pulido*

rpm: max. 10'000

**1125**



Rad wheel

FIG	SHANK	ISO	Ø	
1125	HP	100 104 543 000 ...	220	
L mm			2,0	
			5	



**1147M**

**Faservlies mit mittlerer Körnung/ doppellagig** - Zur Oberflächenbearbeitung von weichbleibenden Unterfütterungen, Tiefziehschienen, Kunststoffprothesen und individuellen Abdrucklöffeln

*Non-woven fabric with medium grit/ double layered - for preparing the surfaces of soft relines, vacuum-formed templates, acrylic dentures and custom impression trays*

*Feutre avec grain moyen / double épaisseur - Pour le traitement des surfaces de résines molles pour rebasage, pour gouttières et pour les résines prothétiques ainsi que les porte-empreintes individuels*

*Fibra especial de dureza media y doble capa - Para la preparación de superficies con revestimiento blando, férulas termoplásticas, cubetas de impresión individuales, y remoción de la capa superficial del yeso en prótesis de acrílico.*

**1147F**

**Faservlies mit feiner Körnung/ doppellagig** - Zur Oberflächenbearbeitung von weichbleibenden Unterfütterungen, Tiefziehschienen, Kunststoffprothesen und individuellen Abdrucklöffeln

*Non-woven fabric with fine grit/ double layered - for inishing the surfaces of soft relines, vacuum-formed templates, acrylic dentures and custom impression trays*

*Feutre avec grain in / double épaisseur - Pour le traitement des surfaces de résines molles pour rebasage, pour gouttières et pour les résines prothétiques ainsi que les porte-empreintes individuels*

*Fibra especial de dureza media y doble capa - Para la preparación de superficies con revestimiento blando, férulas termoplásticas y cubetas de impresión individuales.*

rpm: max. 10'000

**1147**

**M**

**F**



Rad wheel

FIG	SHANK	ISO	Ø	
1147M	HP	030 104 045 003 ...	250	
1147F	HP	030 104 045 001 ...	250	250
L mm			1,0	10,0
			5	5



Miniaturbürst aus feinem Baumwollgarn - Glanzpolieren von Kunststoffprothesen, Komposite, Kronen- und Brückenarbeiten aus Edelmetall, NEM und CoCr mit Emulsion

*Miniature brush made from fine cotton yarn - shine polishing of plastic prosthetics, composites, crown and bridge work made of precious metal, NEM and CoCr with emulsion*

*Brosse miniature en fil de coton fin - brillantage de prothèses en résine, composites, couronnes et bridges en métal précieux, métal NP et CoCr avec de l'émulsion*

*Cepillo en miniatura de hilo de algodón fino - Pulido de alto brillo sobre prótesis de acrílico, composite, coronas y puentes de metal precioso, no precioso y Cromo Cobalto con Emulsión de alto brillo 1550*

∅rpm: max. 10'000

**1164**



Rad wheel

FIG	SHANK	ISO	∅
1164	HP	080 104 045 004 ...	240
L mm			5,0
			5



Miniaturschwabbel aus feinem Tuch - Glanzpolieren von Kunststoffprothesen, Komposite, Kronen- und Brückenarbeiten aus Edelmetall, NEM und CoCr mit Polierpaste

*Miniature buffing wheel made of fine cloth - high-luster polishing of acrylic dentures, composites, crown and bridge work made of precious metal, non-precious metal and CoCr with polishing paste*

*Mini tampons en calicots de toile douce - brillantage de prothèses en résine, composites, couronnes et bridges en métal précieux, métal NP et CoCr avec de la pâte à polir*

*Disco Miniatura de tela fina - Pulido de alto brillo sobre prótesis de acrílico, composite, coronas y puentes de metal precioso, no precioso y Cromo Cobalto con pasta de pulido.*

∅rpm: max. 10'000

**1163**



Rad wheel

FIG	SHANK	ISO	∅
1163	HP	960 104 045 000 ...	220
L mm			4,0
			5



Miniaturschwabbel aus Microfaser-Leder - Glanzpolieren von Kunststoffprothesen, Komposite, Kronen- und Brückenarbeiten aus Edelmetall, NEM und CoCr mit Polierpaste

*Miniature buffing wheel made of microfibre leather - shine polishing of plastic prosthetics, composites, crown and bridge work made of precious metal, NEM and CoCr with polishing paste*

*Mini tampons en calicot de microfibras - cuir-brillantage de prothèses en résine, composites, couronnes et bridges en métal précieux, métal NP et CoCr avec de la pâte à polir*

*Disco Miniatura de microfibra-piel- Pulido de alto brillo sobre prótesis de acrílico, composite, coronas y puentes de metal precioso, no precioso y Cromo Cobalto con pasta de pulido.*

∅rpm: max. 10'000

**1166**



Rad wheel

FIG	SHANK	ISO	∅
1166	HP	950 104 549 000 ...	220
L mm			5,0
			5





Schleifmittelimprägnierte Bürste zum Polieren von Prothesenkunststoffen, Kompositen und Edelmetalllegierungen

*Abrasive-impregnated brushes for polishing denture acrylics, composites and precious metal alloys*

*Brosse imprégnée d'abrasif pour le polissage des résines prothétiques, les composites et les alliages de métaux précieux*

*Cepillo especial impregnado con abrasivos, para el pulido interproximal en prótesis de acrílico, composites y aleaciones de metales preciosos.*

U<sub>rpm</sub>: max. 10'000

**1170**



Rad wheel

FIG	SHANK	ISO	Ø	
1170	UM	623 900 543 533 ...	190	
1170	HP	623 104 543 533 ...		190
L mm			1,0	1,0
			10	1

**TRIMMING STONES**

ZURICHTSTEINE | PIERRES À AIGUISER | PIEDRAS PARA AFILAR

**529**



FIG	SHANK	ISO	Ø
529		655 000 600 523 ...	750
L mm			75,0
			1

**MANDRELS**

TRÄGER | MANDRINS | MANDRILES

**327RF**



Träger für Pins  
Mandrel for pins

FIG	SHANK	ISO	Ø
327RF	HP	330 104 612 431 ...	030
			5

**301L**



Träger mit Holzschraubengewinde, konisch  
Mandrel with external thread, conical

FIG	SHANK	ISO	Ø
301L	HP	312 104 610 415 ...	050
			5

**303**

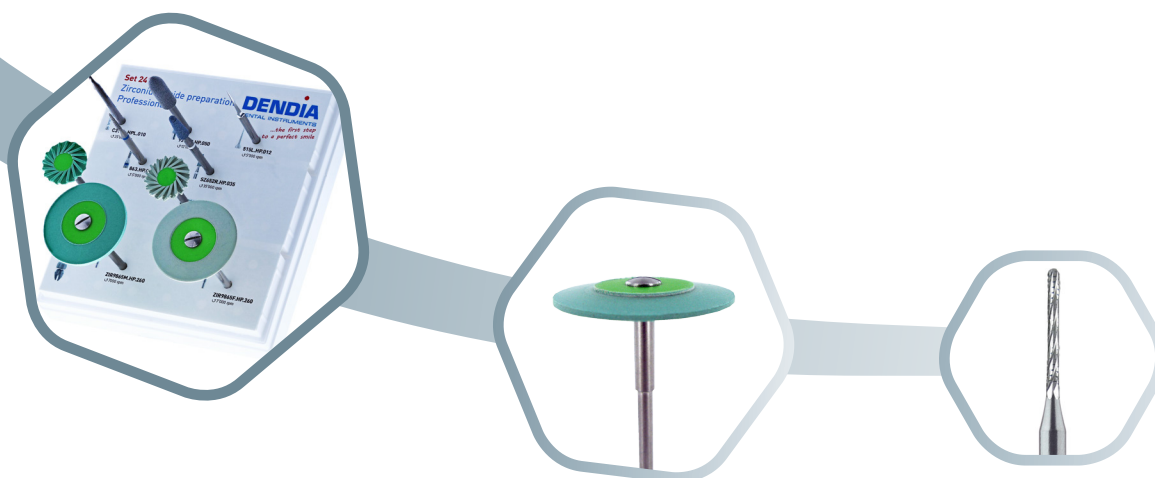


Träger für Scheiben  
Mandrel for discs

FIG	SHANK	ISO	Ø
303	HP	312 104 603 391 ...	050
			5

# KITS

KITS | KITS | KITS



ZIRCONIUM OXIDE PREPARATION

ZIRKONDIOXID BEARBEITUNG | PRÉPARATION DU OXYDE DE ZIRCONIUM | PREPARACIÓN DEL ÓXIDO DE CIRCONIO

2410 - ZIRCONIUM OXIDE PREPARATION PROFESSIONAL




		FIG	SHANK	ISO	∅
		C31RL	HPL	500 105 143 007...	010
		9310M	HP	653 104 292 524...	050
		863	HP	806 104 250 524...	012
		515L	HP	310 104 467 211...	012
		SZ652R	HP	655 104 199 526...	035
		ZIR9868M	HP	803 104 543 521...	140
		ZIR9868F	HP	803 104 543 511 ...	140
		ZIR9865M	HP	803 104 303 521...	260
		ZIR9865F	HP	803 104 303 511 ...	260



# APPLICATION AND SAFETY INSTRUCTIONS

ANWENDUNGS- UND SICHERHEITSHINWEISE | INSTRUCTIONS D'UTILISATION ET CONSIGNES DE SÉCURITÉ | INSTRUCCIONES DE SEGURIDAD Y APLICACIONES

<sup>6</sup> Für die Bohrerständer dürfen keine alkalischen Reiniger verwendet werden (höchster zulässiger pH-Wert: 9).

Instrumente und Bohrerständer nicht mit Metallbürsten oder Stahlwolle reinigen.

Instrumente und Bohrerständer nicht Temperaturen über 142 °C (288 °F) aussetzen!

Keine sauren Neutralisations- oder Reinigungsmittel verwenden.

## WIEDERVERWENDBARKEIT

Die Instrumente können wiederverwendet werden, sofern sie angemessen gepflegt, sauber und unbeschädigt sind (siehe Abschnitt „Spezielle Aspekte“). Der Anwender ist für jegliche weitere Verwendung sowie für die Verwendung beschädigter und verunreinigter Instrumente verantwortlich (keine Haftung im Falle der Nichtbeachtung).

## ANHANG A: SPEZIELLE ASPEKTE

Instrumenten- gruppe	Bürste	spezielles/zusätzliches Verfahren bei				Verpackung	Sterilisation	Höchstanzahl zulässiger Zyklen (durch Validierung bestätigt, jedoch abhängig von der jeweiligen Anwendung)	empfohlene Einstufung gemäß KRINKO/RKI/BfArM-Richtlinie (nur Deutschland, bezogen auf Verwendungszweck)
		Vorbehand- lung	manuelle Reinigung/ Desinfektion	automatische Reinigung/ Desinfektion	Wartung				
Edelstahlinstru- mente	Standard	Standard	Standard	Standard	Schmierung nicht zulässig	Standard	Standard	10	kritisch B
Normale Stahlinstrumente	Standard	Standard	Standard	Standard	Schmierung empfohlen	Standard	Standard	10	kritisch B
Silikonpolierer	Standard	Standard	Standard	Standard	Schmierung nicht zulässig	Standard	Standard	5	kritisch B
Endodontie- instrumente ohne Stopper	Endodontie- bürste	Standard	Standard	Standard	Schmierung nicht zulässig	Verwen- dung von Bohrer- ständern nicht zulässig	Verwen- dung von Bohrer- ständern nicht zulässig	10	kritisch B
Endodontieinstru- mente mit Stoppern	Endodontie- bürste	befestigt	befestigt; Stopper während der Desinfektion mindestens drei Mal bewegen	befestigt	Schmierung nicht zulässig	Verwen- dung von Bohrer- ständern nicht zulässig	Verwendung von Bohr- ständern nicht zulässig	10	kritisch B
alle anderen Instrumente	Standard	Standard	Standard	Standard	Schmierung nicht zulässig	Standard	Standard	10	kritisch B



Das Dokument in der jeweils aktuellsten und gültigen Version finden sie auf unserer Webseite [www.dendidental.com](http://www.dendidental.com)

The document in the latest and applicable version you find on the website [www.dendidental.com](http://www.dendidental.com)

Vous trouverez les documents dans la dernière version sur notre site [www.dendidental.com](http://www.dendidental.com)

Documentos en la versión más reciente encontrase en nuestra página web [www.dendidental.com](http://www.dendidental.com)

## ALLGEMEINE ANWENDUNGS- UND SICHERHEITSHINWEISE

zu DENDIA Produkten im medizinischen Bereich  
Stand: August 2017

- DENDIA GmbH Produkte für den medizinischen Bereich (Dental, Implantologie, Bone Management, Kieferchirurgie, allgemeine Chirurgie, Fußpflege) dürfen nur von Zahnärzten, Ärzten bzw. entsprechenden Experten eingesetzt werden, die aufgrund ihrer Ausbildung und ihrer Erfahrung mit der Anwendung dieser Produkte intensiv vertraut sind und über entsprechende Kenntnisse in den jeweiligen Fachbereichen verfügen. Der Einsatz chirurgischer Produkte setzt entsprechende Kenntnis und Erfahrung in der zahnärztlichen Implantologie, Kieferchirurgie bzw. sonstigen chirurgischen Bereichen, einschließlich Diagnose, präoperativer Planung und chirurgischen Techniken, voraus.
- Über die konkrete Anwendung der DENDIA GmbH Produkte im jeweiligen Einzelfall entscheidet alleine der jeweilige Arzt in Abhängigkeit von der jeweils vorliegenden Situation (Indikation) in eigener Verantwortung.
- Alle DENDIA GmbH Produkte wurden für ihre spezifische Anwendung entwickelt. Deshalb kann ein unsachgemäßer Gebrauch zum vorzeitigen Verschleiß der Produkte und damit zu einer Gefährdung für die Patienten und Anwender führen.

## ANWENDUNG

- Es ist darauf zu achten, nur technisch und hygienisch einwandfreie, gewartete und gereinigte Turbinen, Hand- und Winkelstücke einzusetzen.
- Rotierende Instrumente müssen so tief wie möglich eingespannt werden und sind vor dem Ansetzen an das Objekt auf Drehzahl zu bringen.
- Die Instrumente dürfen nicht erst im Material zur Rotation gebracht werden, sondern müssen bereits im rotierenden Zustand eingesetzt werden.
- Verkanten oder Hebeln mit Instrumenten ist zu vermeiden, da dies zu erhöhter Bruchgefahr führt.
- Je nach Anwendung wird beim Einsatz der Instrumente die Verwendung von Schutzbrillen empfohlen. Beim Einsatz von Diamantscheiben ist ein Scheibenschutz zu verwenden.
- Eine unsachgemäße Anwendung der Produkte führt zu schlechten Arbeitsergebnissen und erhöhtem Risiko.
- Beim Bearbeiten trockener Materialien sollte mit einer Absaugung gearbeitet werden.
- Insbesondere beim Einsatz von Handwerkzeugen ist auf eine schonende, gefühlvolle An-
- Die ungeschützte Berührung der Instrumente und Teile durch den Anwender ist unbedingt zu vermeiden (Schutzhandschuhe verwenden).
- Thermische Schäden durch rotierende und oszillierende Werkzeuge (z. B. Pilotbohrer, Schachtlochbohrer, Erweiterer) sind im Knochen auf jeden Fall zu vermeiden (Anwenderschutz, niedrige Drehzahl und mit ausreichender Kühlung arbeiten).
- Bei intraoraler Anwendung ist darauf zu achten, dass die Produkte gegen Aspiration oder Herunterfallen gesichert sind.
- Um eine Beschädigung der Instrumente zu vermeiden, sollten die Instrumente aus dem Blister nur durch den Einzelaufriß entnommen werden.

## ANDRUCKKRÄFTE

- Überhöhte Andruckkräfte sind beim Einsatz der Instrumente unbedingt zu vermeiden. Sie können bei den Instrumenten zur Beschädigung des Arbeitsteils mit Schneidenausrüchen führen. Gleichzeitig tritt eine erhöhte Wärmeentwicklung ein.
- Bei Schleifinstrumenten können überhöhte Andruckkräfte zum Ausbrechen der Schleifkörner oder zum Verschmieren des Instrumentes und zu Wärmeentwicklung führen.
- Bei Polierern können hohe Andruckkräfte zu Wärmeentwicklung führen.
- Überhöhte Andruckkräfte können durch Überhitzung auch zu einer Schädigung der Pulpa oder durch ausgebrochene Schneiden zu unerwünscht rauen Oberflächen führen. Auch ein Instrumentenbruch kann dann nicht ausgeschlossen werden.

## KÜHLUNG

- Zur Vermeidung einer zu starken Wärmeentwicklung bei der Präparation ist beim Einsatz der Instrumente eine ausreichende Kühlung mit steriler Wasser-/Kochsalzlösung über permanente externe Zufuhr sicherzustellen.
- Bei FG-Instrumenten mit einer Gesamtlänge von über 22 mm oder einem Kopfdurchmesser von über 2 mm ist eine zusätzliche Außenkühlung erforderlich.
- Bei unzureichender Kühlung kann es zu irreversibler Schädigung des Knochens und/oder des angrenzenden Gewebes kommen.

## AUFBEWAHRUNG, DESINFEKTION, REINIGUNG UND STERILISATION

- Alle DENDIA Produkte sind – sofern nicht ausdrücklich anders ausgewiesen – unsteril verpackt und müssen je nach Verwendungszweck vor Gebrauch sterilisiert werden. Vor dem erstmaligen Einsatz am Patienten und sofort nach jedem Gebrauch müssen alle Produkte desinfiziert, gereinigt und sterilisiert werden. Bei nicht vorschriftsmäßiger Reinigung und Sterilisation der Instrumente kann der Patient mit schädlichen Keimen infiziert werden.
- Detaillierte Hinweise zur Durchführung der Desinfektion, Reinigung und Sterilisation finden Sie in den Hinweisen zur Wiederaufbereitung von Medizinprodukten der DENDIA GmbH. Diese Hinweise erhalten Sie jederzeit gerne auf Nachfrage. Sie sind ebenfalls im Internet verfügbar unter [www.dendidental.com](http://www.dendidental.com).
- Die Aufbewahrung der Produkte sollte in geeigneten, hygienisch gewarteten Behältnissen erfolgen. Entsprechendes gilt auch für sterilisierte Instrumente. Die Lagerung muss staub-, feuchtigkeits- und rekontaminierungsgeschützt erfolgen. Die maximale Lagerdauer ist zu beachten.

## DREHZAHLEMPFEHLUNG FÜR ROTIERENDE INSTRUMENTE

- Die Einhaltung der instrumentenspezifischen Drehzahlempfehlungen führt zu besten Arbeitsergebnissen.
- Lange und spitze Instrumente neigen bei Überschreitung der maximal zulässigen Drehzahl zu Schwingungen, die zur Zerstörung des Instrumentes führen können.
- Bei Arbeitsteil-Durchmessern über Schaftstärke können bei zu großen Drehzahlen starke Fliehkräfte auftreten, die zu Verbiegungen des Schaftes und/oder zum Bruch des Instrumentes führen können. Aus diesem Grund darf die maximal zulässige Drehzahl keinesfalls überschritten werden.
- Die empfohlenen Drehzahlen und maximal zulässigen Drehzahlen entnehmen Sie bitte den Herstellerangaben (siehe Katalog bzw.

[www.dendidental.com](http://www.dendidental.com)). Das Nichtbeachten der maximal zulässigen Drehzahl führt zu einem erhöhten Sicherheitsrisiko.

Generell gilt:

- Je größer das Arbeitsteil eines Instrumentes, desto niedriger die Drehzahl
- Chirurgische Instrumente: Geeignet für unteretzte Mikromotor-Hand- und Winkelstücke 10:1 mit stabiler Kugellagerung. Drehzahl 600–800 min<sup>-1</sup> mit physikalischer, ggf. mit steriler Außenkühlung oder Innenkühlung bei Verwendung eines entsprechenden Handstückes.

## AUSSORTIEREN VON ABGENUTZTEN INSTRUMENTEN UND TEILE

- Die DENDIA Produkte sind – sofern nicht ausdrücklich anders ausgewiesen und gekennzeichnet – prinzipiell mehrfach einsetzbar. Rotierende Instrumente unterliegen einem Verschleiß. Über die Möglichkeit und Verantwortbarkeit eines mehrfachen Einsatzes der Produkte und die Häufigkeit der Anwendung entscheidet alleine der anwendende Arzt anhand des jeweiligen Einsatzfalles sowie des eventuellen Verschleißes der Produkte in eigener Verantwortung. Im Zweifel sollten die Produkte immer frühzeitig aussortiert und ersetzt werden.

- Ausgebrochene Schneiden an Instrumenten verursachen Vibrationen und hohe Anpresskräfte und führen damit zu ausgebrochenen Präparationskanten und rauen Oberflächen.
- Blanke Stellen bei Diamantinstrumenten deuten auf fehlendes Schleifkorn hin und können Hinweise auf stumpfe Instrumente sein. Dies führt zu überhöhten Temperaturen beim Instrumenteneinsatz.
- Verbogene bzw. nicht rund laufende Instrumente sollten unverzüglich aussortiert werden.



Bei Wiederverwendung von Einmalprodukten kann ein Infektionsrisiko nicht ausgeschlossen werden und eine risikofreie Funktionssicherheit nicht gewährleistet werden.

## ZUSATZHINWEISE FÜR DEN EINSATZ VON TREPANEN

- Beim Einsatz von Trepanen ist mit besonderer Sorgfalt vorzugehen. Insbesondere sollten die empfohlenen Drehzahlen nicht überschritten werden.
- Zur Vorbereitung des eigentlichen Einsatzes eines Trepanes sollte dieser im Linkslauf so eingesetzt werden, dass eine Nut im Knochen entsteht. Danach kann der Trepan in diese Nut eingesetzt werden und mit Rechtslauf weiter in die Tiefe vorgegangen werden.
- Z. B. durch vorherige Röntgenkontrolle ist unbedingt auf die maximal mögliche Bohrtiefe zu achten, um so den nötigen Abstand zum Nervus Mandibularis zu wahren. Als zusätzliche Sicherheit zur Nervschonung ist die Achsrichtung der Trepanfräse, bezogen auf die sagittale Ebene des aufsteigenden Astes, in einem Winkel von ca. 15–20° nach lateral zu fräsen.

Ø < 045

< 4000  
min<sup>-1</sup>

Ø ≥ 045

< 2000  
min<sup>-1</sup>

## SONSTIGE HINWEISE:

- Aufgrund der gesetzlichen Vorgaben können Warenrücksendungen grundsätzlich nur bei Angabe der vollständigen Lotnummer akzeptiert werden. Diese findet sich auf der Produktverpackung.

# APPLICATION AND SAFETY INSTRUCTIONS

ANWENDUNGS- UND SICHERHEITSHINWEISE | INSTRUCTIONS D'UTILISATION ET CONSIGNES DE SÉCURITÉ | INSTRUCCIONES DE SEGURIDAD Y APLICACIONES

## INSTRUCTIONS FOR THE PROCESSING (CLEANING, DISINFECTION, AND STERILIZATION) OF INSTRUMENTS from DENDIA GmbH Issued: August 2017

The medical devices produced and sold by DENDIA GmbH are re-usable unless their label contains explicit information to the contrary. However, as a rule, it is the sole responsibility of the doctor/expert using the devices to decide whether, depending on the respective case and the potential wear and tear of the products, he can re-use the products and how frequently he uses them. In case of doubt, it is always advisable to discard the products early and to replace them. The manufacturer DENDIA GmbH cannot guarantee the faultless function and performance of the products combined with a maximum degree of safety if the products are overused. These reprocessing instructions apply in principle to all medical devices making up the product range supplied by DENDIA GmbH. Any particular features and/or exclusions that only concern individual items or groups of items are referred to separately.

### FUNDAMENTAL POINTS

All instruments are to be cleaned, disinfected, and sterilized prior to each application; this is required as well for the first use after delivery of the unsterile instruments (cleaning and disinfection after removal of the protective packaging, sterilization after packaging). An effective cleaning and disinfection is an indispensable requirement for an effective sterilization of the instruments.

You are responsible for the sterility of the instruments. Therefore, please ensure that only sufficiently device and product specifically validated procedures will be used for cleaning, disinfection, and sterilization, that the used devices (WD, sterilizer) will be maintained and checked regularly, as well as that the validated parameters will be applied for each cycle.

Please pay attention to avoid a higher contamination of the complete bur block during application; otherwise it is necessary to clean and disinfect the bur block as well as all instruments inside (after removal).

Additionally, please pay attention to the legal provisions valid for your country as well as to the hygienic instructions of the doctor's practice or of the hospital. This applies particularly to the different guidelines regarding the inactivation of prions (not relevant for USA).

### SOME INSTRUMENTS REQUIRE ADDITIONAL ASPECTS. FOR THIS, PAY ATTENTION TO CHAPTER "SPECIFIC ASPECTS"

### CLEANING AND DISINFECTING

#### BASIC:

If possible, an automated procedure (WD (Washer-Disinfector)) should be used for cleaning and disinfection of the instruments. A manual procedure – even in case of application of an ultrasonic bath – should only be used if an automated procedure is not available; in this case, the significantly lower efficiency and reproducibility of a manual procedure has to be considered.

The pre-treatment step is to be performed in both cases.

#### PRE-TREATMENT:

Please remove coarse impurities of the instruments directly after application (within a maximum of 2 h).

#### Procedure:

1. Rinse the instruments at least 1 min under running water (temperature < 35 °C/95 °F).
2. Soak the instruments at least for the given soaking time in the pre-cleaning solution<sup>1</sup> (by the use of an ultrasonic bath) so that the instruments are sufficiently covered. Pay attention that there is no contact between the instruments. Assist cleaning by careful brushing with a soft brush (at least three times after at beginning of soaking, aids see chapter "Specific aspects").
3. Activate ultrasonic treatment for an additional soaking time (but not less than 5 min).
4. Then, remove the instruments of the pre-cleaning solution and post-rinse them at least three times intensively (at least 1 min) with water.
5. In case of still visible contamination repeat steps 2, 3, and 4, otherwise discard the instrument. This is especially relevant for diamond instruments.

Pay attention to following points during selection of the cleaning detergent:

- > fundamental suitability for the cleaning of instruments made of metallic or plastic material
- > suitability of the cleaning detergent for ultrasonic cleaning (no foam development)
- > compatibility of the cleaning detergent with the instruments (see chapter „material resistance.“)

Pay attention to the instructions of the detergent manufacturer regarding concentration, temperature and soaking time as well as post-rinsing. Please use only freshly prepared solutions as well as only demineralized sterile or low contaminated water (max. 10 germs/ml) as well as low endotoxin contaminated water (max. 0.25 endotoxin units/ml), for example purified/highly purified water, and a soft, clean, and lint-free cloth and/or filtered air for drying, respectively.

<sup>1</sup> In case of application of a cleaning and disinfection detergent for this (e.g. in consequence of personnel's safety) please consider, that this should be aldehyde-free (otherwise fixation of blood impurities), possess a fundamentally approved efficiency (for example VAH/DGHM or FDA/EPA approval/clearance/registration or CE marking), be suitable for the disinfection of instruments made of metallic or plastic material, and be compatible with the instruments (see chapter „material resistance.“). Please consider, that a disinfectant used in the pre-treatment step serves only the personnel's safety, but cannot replace the disinfection step later to be performed after cleaning.

### AUTOMATED CLEANING/DISINFECTION (WD (WASHER-DISINFECTOR)):

Pay attention to following points during selection of the WD:

- > fundamentally approved efficiency of the WD (for example CE marking according to EN ISO 15883 or DGHM or FDA approval/clearance/registration)
- > possibility for an approved program for thermal disinfection (A0 value > 3000 or – in case of older devices – at least 5 min at 90°C/194 °F; in case of chemical disinfection danger of remnants of the disinfectant on the instruments)
- > fundamental suitability of the program for instruments as well as sufficient rinsing steps in the program
- > post-rinsing only with demineralized sterile or low contaminated water (max. 10 germs/ml, max. 0.25 endotoxin units/ml), for example purified/highly purified water
- > only use of filtered air (oil-free, low contamination with microorganisms and particles) for drying
- > regularly maintenance and check/calibration of the WD

Pay attention to following points during selection of the cleaning detergent:

- > fundamental suitability for the cleaning of instruments made of metallic or plastic material
- > additional application – in case of non-application of a thermal disinfection – of a suitable disinfectant with approved efficiency (for example VAH/DGHM or FDA/EPA approval/clearance/registration or CE marking) compatible to the used cleaning detergent
- > compatibility of the used detergents with the instruments (see chapter „material resistance.“)

Pay attention to the instructions of the detergent manufacturers regarding concentration, temperature and soaking time as well as post-rinsing.

#### PROCEDURE:

1. Transfer the instruments in the WD by the use of a small pieces basket.
2. Start the program.
3. Remove the instruments of the WD after end of the program.
4. Check and pack the instruments immediately after the removal (see chapters „check.“, „maintenance.“, and „packaging.“, if necessary after additional post-drying at a clean place).

The fundamental suitability of the instruments for an effective automated cleaning and disinfection was demonstrated by an independent, governmentally accredited and recognized [§ 15 (5) MPG] test laboratory by application of the WD G 7836 CD, Miele & Cie. GmbH & Co., Gütersloh, (thermal disinfection) and the pre-cleaning and cleaning detergent Neodisher mediclean forte (Dr. Weigert GmbH & Co. KG, Hamburg) considering to the specified procedure.

#### MANUAL CLEANING AND DISINFECTION:

Pay attention to following points during selection of the cleaning and disinfection detergents:

- > fundamental suitability for the cleaning and disinfection of instruments made of metallic or plastic material
- > in case of application of an ultrasonic bath: suitability of the cleaning detergent for ultrasonic cleaning (no foam development)
- > application of a disinfectant with approved efficiency (for example VAH/DGHM or FDA/EPA approval/clearance/registration or CE marking) compatible with the used cleaning detergent
- > compatibility of the used detergents with the instruments (see chapter „material resistance.“)

Combined cleaning/disinfection detergents should not be used.

Only in case of extremely low contamination (no visible impurities) combined cleaning/disinfection could be used.

Pay attention to the instructions of the detergent manufacturers regarding concentration, temperature and soaking time as well as post-rinsing. Please use only freshly prepared solutions as well as only demineralized sterile or low contaminated water (max. 10 germs/ml) as well as low endotoxin contaminated water (max. 0.25 endotoxin units/ml), for example purified/highly purified water, and a soft, clean, and lint-free cloth and/or filtered air for drying, respectively.

#### PROCEDURE:

##### CLEANING

1. Soak the instruments for the given soaking time in the cleaning solution (by the use of an ultrasonic bath) so that the instruments are sufficiently covered. Pay attention that there is no contact between the instruments. Assist cleaning by careful brushing with a soft brush (at least three times after at beginning of soaking, aids see chapter "Specific aspects").
2. Activate ultrasonic treatment for an additional soaking time (but not less than 15 min).
3. Then, remove the instruments of the cleaning solution and post-rinse them at least three times intensively (at least 1 min) with water.
4. Check the instruments (see chapters „check.“ and „maintenance.“).

##### DISINFECTION

5. Soak the instruments for the given soaking time in the disinfectant solution so that the instruments are sufficiently covered. Pay attention that there is no contact between the instruments.
6. Then, remove the instruments of the disinfectant solution and post-rinse them at least five times intensively (at least 1 min) with water.
7. Dry and pack the instruments immediately after the removal (see chapter „packaging.“, if necessary after additional post-drying at a clean place).

The fundamental suitability of the instruments for an effective cleaning and disinfection was demonstrated by an independent, governmentally accredited and recognized [§ 15 (5) MPG] test laboratory by application of the pre-cleaning and cleaning detergent Cidezme/Enzol and the disinfectant Cidex OPA (Johnson & Johnson GmbH, Norderstedt) considering the specified procedure.

#### CHECK

Check all instruments after cleaning or cleaning/disinfection, respectively, on corrosion, damaged surfaces, and impurities. Do not further use damaged instruments (for limitation of the numbers of re-use cycles see chapter „reusability.“). Still dirty instruments are to be cleaned and disinfected again.

#### MAINTENANCE

Instrument oils or grease must not be used with the exception of steel instruments. In that case use only instrument oils (white oil) admitted to steam sterilization considering the maximum possible sterilization temperature, with approved biocompatibility and without mono-, di, or triethanolamine as corrosion inhibitor.

#### PACKAGING

Please insert the cleaned and disinfected instruments in the corresponding bur blocks (if required) and pack them in single-use sterilization packagings (single or double packaging), which fulfill the following requirements (material/process):

- > EN ISO/ANSI AAMI ISO 11607 (for USA: FDA clearance)
- > suitable for steam sterilization (temperature resistance up to at least 142 °C [288 °F], sufficient steam permeability)
- > sufficient protection of the instruments as well as of the sterilization packagings to mechanical damage

#### STERILIZATION

Please use for sterilization only the listed sterilization procedures; other sterilization procedures must not be applied.

##### Steam sterilization

- > fractionated vacuum/dynamic air removal procedure<sup>2,3</sup> (with sufficient product drying<sup>5</sup>)
- > steam sterilizer according to EN 13060/EN 285 or ANSI AAMI ST79 (for USA: FDA clearance)
- > validated according to EN ISO 17665 (valid IQ/OQ (commissioning) and product specific performance qualification (PQ))
- > maximum sterilization temperature 138 °C (280 °F; plus tolerance according to EN ISO 17665)
- > sterilization time (exposure time at the sterilization temperature):

AREA	FRACTIONATED VACUUM/DYNAMIC AIR REMOVAL	GRAVITY DISPLACEMENT
	USA	at least 4 min at 132 °C (270 °F), drying time at least 20 min <sup>4</sup>
other countries	at least 3 min <sup>4</sup> at 132 °C (270 °F) / 134 °C (273 °F), drying time at least 20 min <sup>4</sup>	not recommended

<sup>2</sup> at least three vacuum steps

<sup>3</sup> The less effective gravity displacement procedure must not be used in case of availability of the fractionated vacuum procedure, will require significantly longer sterilization times and is to be validated dependent on product, packaging, sterilizer, program, and parameters under sole responsibility of the user.

<sup>4</sup> The effectively required drying time depends directly on parameters in sole responsibility of the user (load configuration and density, sterilizer conditions, ...) and by this is to be determined by the user. Nevertheless, drying times less than 20 min must not be applied.

<sup>5</sup> respectively 18 min (inactivation of prions, not relevant for USA)

The fundamental suitability of the instruments for an effective steam sterilization was demonstrated by an independent, governmentally accredited and recognized [§ 15 (5) MPG] test laboratory by application of the steam sterilizer HST 6x6x6 (Zirbus technology GmbH, Bad Grund) and the fractionated vacuum/dynamic air removal procedure. For this, typical conditions in clinic and doctor's practice as well as the specified procedure were considered.

The flash/immediate use sterilization procedure must not be used. Do not use dry heat sterilization, radiation sterilization, formaldehyde and ethylene oxide sterilization, as well as plasma sterilization.

#### STORAGE

Please store the instruments after sterilization in the sterilization packagings at a dry and dust-free place.

#### MATERIAL RESISTANCE

Please take care that the listed substances are not ingredients of the cleaning or disinfection detergent:

- > organic, mineral, and oxidizing acids (minimum admitted pH-value 5.5)
- > strong lyes (maximum admitted pH-value 11, neutral/enzymatic or alkaline cleaner recommended<sup>6</sup>)
- > organic solvents (for example: acetone, ether, alcohol, benzene)
- > oxidizing agents (for example: hydrogen peroxide)
- > halogens (chlorine, iodine, bromine)
- > aromatic, halogenated hydrocarbons

<sup>6</sup> For the bur blocks alkaline cleaners must not be applied (maximum admitted pH-value 9).

Please do not clean any instruments and bur blocks by use of metal brushes or steel wool.

Please do not expose any instruments and bur blocks to temperatures higher than 142 °C (288 °F)!

Please do not apply acidic neutralizing agents or cleaning aids.

#### REUSABILITY

The instruments can be reused – in case of adequate care and if they are undamaged and clean as indicated in chapter "Specific aspects". The user is responsible for each further use as well as for the use of damaged and dirty instruments (no liability in case of disregard).

# APPLICATION AND SAFETY INSTRUCTIONS

ANWENDUNGS- UND SICHERHEITSHINWEISE | INSTRUCTIONS D'UTILISATION ET CONSIGNES DE SÉCURITÉ | INSTRUCCIONES DE SEGURIDAD Y APLICACIONES

## ATTACHMENT A: SPECIFIC ASPECTS

Diamond products and ceramic grinding tools:

- > Use particular care during the cleaning of the grinding surfaces and ensure that all residues are removed

Bur blocks/instrument trays:

- > Cleaning and disinfecting only without products being loaded (products must be cleaned and disinfected whilst they are in the bur block/ instrument tray)

<b>i</b>
Das Dokument in der jeweils aktuellsten und gültigen Version finden sie auf unserer Webseite <a href="http://www.dendidental.com">www.dendidental.com</a>
The document in the latest and applicable version you find on the website <a href="http://www.dendidental.com">www.dendidental.com</a>
Vous trouverez les documents dans la dernière version sur notre site <a href="http://www.dendidental.com">www.dendidental.com</a>
Documentos en la versión más reciente encontrase en nuestra página web <a href="http://www.dendidental.com">www.dendidental.com</a>

Instrument group	brush	specific/additional procedure in case of						maximum admitted cycle number (confirmed by validation, but dependent on specific application)	recommended classification according to KRINKO/RKI/BfArM guidance (only German, with respect to intended use)
		pretreatment	manual cleaning/ disinfection	automated cleaning/ disinfection	maintenance	packing	sterilization		
stainless steel instruments	standard	standard	standard	standard	lubrication <u>not</u> admitted	standard	standard	10	critical B
regular steel instruments	standard	standard	standard	standard	lubrication <u>recommended</u>	standard	standard	10	critical B
silicone polisher	standard	standard	standard	standard	lubrication <u>not</u> admitted	standard	standard	5	critical B
endodontic instruments without stopper	endodontic brush	standard	standard	standard	lubrication <u>not</u> admitted	use of bur blocks not admitted	use of bur blocks not admitted	10	critical B
endodontic instruments with stopper	endodontic brush	mounted	mounted move the stopper at least three times during disinfection	mounted	lubrication <u>not</u> admitted	use of bur blocks not admitted	use of bur blocks not admitted	10	critical B
all other instruments	standard	standard	standard	standard	lubrication <u>not</u> admitted	standard	standard	10	critical B

## GENERAL APPLICATION AND SAFETY INSTRUCTIONS

for the medical device from DENDIA GmbH  
Issued: August 2017

- > DENDIA GmbH products (dental, maxillary surgery, general surgery,) must only be used by dentists, doctors and/or the respective experts who, due to their training and experience, are intensely familiar with the use of these products and who have the corresponding expertise in the respective specialist fields. The use of surgical products requires relevant expertise and experience in dental implantology, maxillary surgery and/or other surgical fields including diagnosis, preoperative planning and surgical techniques.
- > It is the sole responsibility of the doctor in charge who, depending on the respective situation (indication), decides on the actual use of the DENDIA GmbH products for each individual case
- > All DENDIA GMBH products have been developed for specific applications. Therefore, inappropriate use can result in the premature wear and tear of the products and put patients and users at risk.

## APPLICATION

- > In order to avoid damaging the instruments, they must be removed from the blister pack by pulling off the back-sheet.
- > It is essential to only use turbines as well as hand and angle pieces that are technically and hygienically faultless, maintained and cleaned.
- > The instruments must be rotating when applied on material. They should not be placed on material and then brought to rotation.
- > Rotating instruments need to be clamped as far down as possible with their speed set before applying them on the object. are used with the rotary instruments.
- > Using the instruments for canting or leveraging should be avoided as it increases the risk of breakage.
- > Depending on the application, it is recommended to use protective goggles while using the instruments. Users of diamond disks should use a disk protection device.
- > Inappropriate use of the products leads to badly executed work and increased risk.
- > When working with dry materials, it is recommended to use a suction cleaning device.
- > In particular, users of hand tools should take care to use them gently and with consideration.
- > The user must at all times avoid touching the instruments and parts without protection (protective gloves should be worn).
- > Thermal bone damage caused by rotating and oscillating tools (e.g. pilot burr, conical burr, expansion burr) must at all times be avoided (user training, working at low speed and with sufficient cooling).
- > During intraoral application attention has to be made to the fact that the products are protected against aspiration or falling on the floor.

## USE OF PRESSURE

- > Users of the instruments should at all times avoid applying excessive pressure. This can damage the working part of the instruments and cause the cutting edges to break off. At the same time, it generates excessive heat.
- > The use of excessive pressure when using grinding tools can cause the abrasive particles to break off or the instrument to become clogged and lead to heat generation.
- > During polishing, excess pressure can lead to heat generation.
- > Due to overheating, excess pressure can damage the dental pulp or, due to broken off cutting edges, it can result in undesired rough surfaces. In such cases, even instrument breakage cannot be excluded.

## COOLING

- > In order to avoid excessive heat generation during preparation, a sterile water/sodium chloride solution supplied via a permanent external feeding device should be used to ensure sufficient cooling during use of the instruments.
- > When using FG instruments that are more than 22 mm long or whose head diameter exceeds 2 mm, additional external cooling is required.
- > Insufficient cooling will lead to irreversible damage to the bone and/or the adjacent tissue.

## STORAGE, DISINFECTION, CLEANING AND STERILIZATION

- > Unless there is explicit information to the contrary, all DENDIA GmbH products are supplied in non-sterile packaging and, depending on the application, they need to be sterilised prior to use. Prior to their first use on the patient and immediately after each use, all products need to be disinfected and sterilised. Inappropriate cleaning and sterilising of the instruments can result in the patient being infected with harmful bacteria.
- > You will find detailed instructions for the disinfecting, cleaning and sterilising of products in the Instructions for the processing of instruments produced by DENDIA GmbH on the previous page. We would also be happy to provide you with these instructions at your request. They are also available on the internet at [www.dendidental.com](http://www.dendidental.com).
- > The products should be stored in appropriate, hygienically maintained containers. The same applies to sterilised instruments. The stored products must be protected from dust, humidity and recontamination. Instructions as to maximum storage duration must be adhered to.

## SPEED RECOMMENDATIONS FOR ROTARY INSTRUMENTS

- > Following the instrument-specific speed recommendations produces the best results.
- > Exceeding the maximum admissible speed (rpm) when using long and pointed instruments tends to produce vibrations that can lead to the destruction of the instrument.
- > When using working parts with diameters exceeding the thickness of the shaft, excessive speed can release great centrifugal forces that may cause the shaft to bend and/or the instrument to break. Therefore, the maximum admissible rpm must never be exceeded. Please consult the manufacturer's information (see catalogue or [www.dendidental.com](http://www.dendidental.com)) for the recommended and the maximum admissible speed ranges. Non-compliance with the maximum

- > Generally, the following rules apply:
  - The larger the working part of an instrument the lower the speed
  - Surgical instruments: suitable for geared down micro-motor hand and angle pieces 10:1 with stable ball bearings. Speed 600 to 800 rpm with physical and, possibly, sterile external cooling or internal cooling when using the respective hand piece.

## DISCARDING WORN INSTRUMENTS AND PARTS

- > DENDIA GmbH products can principally be reused several times – unless specifically indicated and labelled otherwise. Rotating instruments are subject to wear. The option of and accountability for multiple use of a product and the frequency of application is solely the decision and own responsibility of the treating clinician based on the application in each case and the possible wear of the products. If in doubt, the products should always be sorted out early and replaced.
- > Broken off cutting edges of instruments cause vibrations and great forces of pressure, which, in turn, leads to broken preparation corners and rough surfaces.
- > Bare patches on diamond instruments indicate a lack of abrasive particles and can be a sign of blunt instruments. This leads to excessive temperatures during instrument use.
- > Instruments that are bent and/or do not run true should be discarded forthwith.
- > With the reuse of disposable products the risk of infection cannot be excluded and a risk-free functional safety cannot be guaranteed.

## ADDITIONAL INSTRUCTIONS REGARDING THE USE OF TREPANS

- > When using trepans, you have to proceed with particular care. For example, it is advisable not to exceed the recommended rpm speed ranges.
- > In order to prepare for the actual use of a trepan, it should be set to produce counter-clockwise rotations creating a groove in the bone. Afterwards the trepan can be inserted into this groove and, using clockwise rotations, it can be moved further down.
- > Carrying out a prior X-Ray is essential to establish the maximum possible drilling depth and to maintain the necessary distance, for example, to the mandibular nerve. As an additional safety measure to spare the nerve, the axial direction of the trepan countersink attachment, based on the sagittal level of the ascending branch, must be milled laterally at an angle of approx. 15-20°.

$$\varnothing < 045 \quad \begin{matrix} \curvearrowright \\ < 4000 \\ \text{min}^{-1} \end{matrix} \quad \varnothing \geq 045 \quad \begin{matrix} \curvearrowright \\ < 2000 \\ \text{min}^{-1} \end{matrix}$$

## FURTHER COMMENTS:

- > Due to statutory regulations, returned goods can, on principle, only be accepted if the complete batch number is provided. This number can be found on the product packaging.





# GENERAL DELIVERY AND PAYMENT TERMS AND CONDITIONS

ALLG. LIEFERUNGS- UND ZAHLUNGSBEDINGUNGEN

## 1. General / scope

- 1.1 Our delivery and payment terms and conditions are exclusive; terms to the contrary or deviating from our delivery and payment terms and conditions and those of the purchaser's terms and conditions which are not dealt with in the present delivery and payment terms and conditions will not be accepted by us unless we have given our express consent to their validity in writing. Our delivery and payment terms and conditions shall be applicable also in those cases where we effect delivery to the purchaser without reservation in the knowledge of the purchaser's terms and conditions being contrary to or deviating from our delivery and payment terms and conditions or not dealt with in our delivery and payment terms and conditions.
- 1.2 All agreements made between us and the purchaser for purposes of executing a contract are laid down in writing in this contract and in these simultaneously effective delivery and payment terms and conditions.
- 1.3 Our delivery and payment terms and conditions are applicable also to repeat orders.

## 2. Quotation / quotation documents

- 2.1 Our quotation is non-binding unless an agreement to the contrary has been made.
- 2.2 Illustrations, drawings, calculations and other product, application and project related documents shall remain our property and are subject to our copyright even if we pass them on to the purchaser; they must not be copied nor made available to third parties without our express prior consent in writing.

## 3. Prices / payment terms / minimum quantities

- 3.1 Insofar as no agreements to the contrary have been made, our prices are "ex works" exclusive of packaging and transport costs; these will be charged for separately.
- 3.2 Our prices do not include statutory VAT; this will be shown separately on the invoice at the statutory rate applicable at the date of invoice.
- 3.3 Minimum order quantities for international customers are as follows: wholesaler and export customers EUR 250.- order volume. The minimum order per each order position is EUR 20.- for regular catalogue articles. Special articles not shown in catalogue will be offered in reasonable lot sizes.
- 3.4 The deduction of discount requires special agreement in writing.
- 3.5 Insofar as no agreement to the contrary is made, the purchase price is payable net (without deductions) within 30 days from the date of invoice. Should there be a payment delay on the part of the purchaser we shall be entitled to charge interest for delay of 8% above the base rate published at the time.
- 3.6 The purchaser shall have the right to off-set payments only if its counter-claims have been recognised by declaratory judgment, are undisputed or have been acknowledged by us. The purchaser is entitled to exercise a right of retention insofar as its counter-claim is based on the same contractual relationship.

## 4. Delivery / delivery period

- 4.1 Commencement of the delivery period indicated by us presupposes the clarification of all technical questions.
- 4.2 Compliance with our delivery obligation moreover presupposes the timely and proper fulfilment of the purchaser's obligations, in particular compliance with the agreed payment terms. The plea of non-fulfilment of the contract remains subject to reservation.
- 4.3 Should the purchaser be in default of acceptance or infringe other participation obligations, we shall be entitled to require compensation for the loss, including possible additional expenditure, incurred. We reserve the right to make further claims.
- 4.4 Insofar as the preconditions of section 4.3 have been fulfilled, the risk of accidental loss or accidental perishing of the purchased item passes to the purchaser at the moment when the purchaser is in default of acceptance or debtor's delay.
- 4.5 Should non-compliance with the delivery period be attributable to force majeure, e.g. mobilisation, war, terror, riot or similar events, e.g. strike, lock-out, the delivery period shall be extended by the duration of the events causing the delay, insofar as the obstacles are demonstrably of not inconsiderable influence on the completion or delivery. This applies also if these circumstances arise for sub-contractors.
- 4.6 We shall be freed from our delivery obligation if we fail to be supplied ourselves in due course with the right goods ordered for the fulfilment of the contract, this not being our fault.
- 4.7 Partial deliveries are permissible within reasonable limits.
- 4.8 We are liable in the case of a delay of delivery in accordance with the statutory provisions.
- 4.9 We are also liable in accordance with the statutory provisions, insofar as the delay of delivery is due to a wilful or grossly negligent infringement of the contract attributable to us; any fault committed by our representatives or person employed in the performance of our obligations is attributable to us.
- 4.10 Insofar as the delay of delivery is due merely to simple negligence and liability is not mandatory as a result of loss of life, bodily injury or injury to health, our liability for losses due to delay is limited to the purchaser being able to demand, for each complete week of the delay, 0.5 percent, though in total a maximum of 5 percent, of the price of that part of the delivery which cannot be appropriately taken into operation as a result of the delay. This does not entail any modification of the burden of proof to the detriment of the purchaser. The purchaser's statutory right of rescission remains unaffected.
- 4.11 Should the delivery be delayed for reasons for which the purchaser is responsible, storage costs amounting to 0.5 percent of the price of the items supplied, though not more than 5 percent in total, can be charged to the purchaser for every month that has commenced. On completion of an appropriate additional period, we shall be entitled to dispose of the item supplied elsewhere and to supply the purchaser after an extended period. The contractual parties are at liberty to provide proof that higher, lower or no storage costs have arisen. The statutory rights to withdraw from the contract and to demand compensation remain unaffected.

## 5. Passing of risk

Insofar as no agreement to the contrary has been made the delivery will be ex works in line with the international provisions of INCOTERMS 2010 which form the basis also for all other delivery terms.

## 6. Material defects

We are liable for material defect as follows:

- 6.1 The purchaser agrees with us that the most cost-effective variation will be selected in the case of an additional claim to performance by the purchaser (rectification of defect or additional delivery) insofar as the purchaser does not incur any disadvantages as a result.
- 6.2 Claims in respect of material defects become statute-barred 12 months after the passing of the risk (section 5). This does not apply insofar as longer periods are stipulated according to the Austrian code of Obligations.
- 6.3 The purchaser is required to give notice to us of material defects immediately, though no later than within seven days from the service provision (apparent defects) or the discovery of the defect, in writing. Otherwise the assertion of claims in respect of defects is debarred.
- 6.4 In the case of notices of defect payments by the purchaser may be withheld by the purchaser to an extent appropriately commensurate with the material defects that have occurred. The purchaser may withhold payments only if a notice of defect has been put forward in respect of the justification of which there is no doubt. Should the notice of defect by wrongly issued we shall be entitled require the purchaser to reimburse us for the expenditure incurred.
- 6.5 First of all, we should be provided with an opportunity for additional performance within an appropriate period.
- 6.6 Claims based on defects cannot be lodged in the case of natural wear or damage arising after the passing of the risk as a result of faulty or negligent treatment, excessive stress, and unsuitable means of operation or as a result of particular external influences not anticipated according to the contract. Should improper modifications or maintenance work be carried out by the purchaser or third parties, no claims based on defect can be lodged also in respect of these and the resulting consequences.
- 6.7 Claims by the purchaser in respect of the expenditure for purposes of additional performance, in particular transport, toll, labour and material costs are debarred insofar as the expenditure rises due to the fact that the object of the delivery has subsequently been transported to a location other than the purchaser's establishment unless the transportation corresponds to an appropriate use.
- 6.8 Statutory rights of recourse of the purchaser vis-à-vis ourselves shall arise only insofar as the purchaser has not made any agreements with its customer going beyond claims for defect based on Austria law.
- 6.9 Section 8 shall be applicable to claims for damages. Claims for damages as a result of a material defect going further or other than those dealt with in this section or in section 8 are debarred.

## 7. Information Obligation in case of incidences and quality concerns

- 7.1 All DENDIA GMBH customers and particularly distribution partners of DENDIA GMBH are obliged, to report quality concerns but principally incidences with potential impact – direct or indirect – in life or health of humans immediately and to the attention of DENDIA GMBH Austria!

## 8. General conditions for the return of goods

(With the exception of returns as described in section 6)

- 8.1 Before being able to approve a return we require the following information: the full item number, the quantity, designation, batch number of each package/sales unit. The packaging must be undamaged, unopened and not labelled with any additional labels/identification. We accept only complete repackaged units (no individual packs).
- 8.2 Non-acceptable products are the following: all specially produced products (customer products) or all specially packaged products, all products older than 2 years (according to batch number or delivery note).
- 8.3 The costs of control, quality assurance, possible repackaging and administration are payable in full by the purchaser. We shall deduct 20% of the value of the goods in respect of these costs. All costs in respect of returns, i.e. postage (transportation), insurance, duty, taxes etc are payable in full by the purchaser
- 8.4 The purchaser will be responsible for the return.

## 9. Industrial property rights and copyrights, defects of title

Unless otherwise agreed, we shall be obliged to effect the delivery free from industrial property rights and copyrights of third parties (in the following referred to as property rights) only in the country of the place of delivery. Insofar as a third party lodges justified claims against the purchaser as a result of infringement of property rights by deliveries made by us and utilised in line with the contract, we shall be liable vis-à-vis the purchaser within the period laid down in section 6.2 as follows:

- 9.1 We shall obtain, at our discretion and cost, a right of use for the supplies concerned, modify them in such a way that the property right is not infringed or exchange them. Should this not be possible subject to appropriate conditions, the purchaser shall be entitled to the statutory right of rescission or reduction of purchase price. Our obligation to provide compensation is determined according to section 8.
- 9.2 The above-mentioned obligations arise only insofar as the purchaser notifies us immediately in writing regarding claims asserted by third parties, does not acknowledge that an infringement has taken place and we retain the right to effect all aversion actions and settlement negotiations. Should the purchaser cease utilisation of the supply for purposes of reducing losses or for other important reasons, it is obliged to draw the attention of the third party to the fact that terminating the utilisation is not associated with any recognition of an infringement of property rights.
- 9.3 Claims by the purchaser are debarred insofar as it is responsible for the infringement of property rights.
- 9.4 Claims by the purchaser are also debarred insofar as the infringement of property rights is caused by special demands of the purchaser's, by a use not foreseeable by us or by the supply having been modified or used together with products not supplied by us.
- 9.5 In the case of infringements of property right, the provisions of sections 6.4, 6.5 and 6.9 are applicable correspondingly to the purchaser's claims dealt with in section 7.1.
- 9.6 Further claims of the purchaser or claims other than those dealt with in section 7 vis-à-vis us or persons employed by us in respect of a defect of title are debarred.

## 10. Overall liability

- 10.1 We are liable for damages and compensation for fruitless expenditure in the sense of the Austrian code of Obligations (hereinafter referred to as "damages") as a result of defects of the supply or services or as a result of the infringement of other contractual or non-contractual obligations, in particular as a result of tortious acts only in the case of intent or gross negligence. The above limitation of liability does not apply to loss of life, bodily injury or injury to health, on giving of a guaranteed or accepting a procurement risk, the infringement of essential contractual obligations and in the case of liability according to the product liability law.
- 10.2 Damages due to infringement of essential contractual obligations are limited to compensation for damage which we should have anticipated on conclusion of the contract as a result of circumstances recognisable by us as possible consequence (damage typical of the contract) insofar as there is no intent or gross negligence or as a result of loss of life, bodily injury or injury to health or the giving of a guarantee or a procurement risk.
- 10.3 All limitations on liability apply to the same extent to employees.
- 10.4 The above provisions do not entail a modification of the burden of proof to the detriment of the purchaser.

## 11. Reservation of title

- 11.1 The objects of the delivery (reserved property) remain our property up to the fulfilment of all claims to which we are entitled vis-à-vis the purchaser as a result of the business relationship. Insofar as the value of all security interests to which we are entitled vis-à-vis the purchaser exceeds the level of all secured claims by more than 10% we shall release a corresponding portion of the security interest at the purchaser's request
  - 11.2 During the existence of the reservation of title the purchaser shall not be permitted to effect a pledge or an assignment as security and the resale shall be permitted only to resellers in the ordinary course of business and only subject to the condition that the reseller receives payment from its customer or makes the reservation that ownership passes to the customer only when it has fulfilled its payment obligations.
  - 11.3 In the case of pledges, seizures or other dispositions or interventions by third parties, the purchaser is obliged to notify us immediately to allow us to take legal action. Insofar as the third party is unable to reimburse us for the legal and extra-judicial costs of an action the purchaser shall be liable for the loss incurred by us.
  - 11.4 The purchaser shall be obliged to treat the purchased item with care; in particular, the purchaser shall be obliged to insure it adequately to the value as new at its own expense against damage by fire, water and theft. Insofar as maintenance and inspection operations are required, these will need to be carried out by the purchaser in due course at its own expense.
  - 11.5 In the case of infringement by the purchaser of its obligations, in particular payment delay, we shall be entitled to withdraw from the contract and to take back the goods; the purchaser shall be obliged to surrender them. Taking back of the goods or the assertion of the reservation of title does not require the rescission of the supplier; these actions or pledging of the goods subject to reservation of title by us do not represent a rescission of the contract unless this is expressly declared by us.
  - 11.6 Should the purchaser have sold the purchased item in the ordinary course of business, it passes on to us at this time all outstanding accounts to the amount of the final invoice (including VAT) of our claims arising for the purchaser from the resale vis-à-vis its customers or third parties irrespective of whether the purchased item has been sold on as such or after processing.
- The purchaser remains authorised to collect the receivables under the claim even after the assignment of the claim. This does not affect our authority to collect the receivables under the claim ourselves. However, we undertake to refrain from collecting the receivables for as long as the purchaser complies with its payment obligations by using the proceeds received, does not default in payment and, in particular, no petition for insolvency proceedings is filed or a stoppage of payments arises. However, should this be the case, we shall be able to require the purchaser to inform us regarding the assigned claims and the debtors involved, to provide all the information necessary for collection, to hand over the relevant documents and to inform the debtor (third party) of the assignment.
- 11.7 Processing or transformation of the purchased item by the purchaser will at all times be carried out on our behalf. Should the purchased item be processed together with other objects not belonging to us, we acquire the co-ownership of the new item in proportion of the value of the purchased item (final amount of invoice) to that of the other objects processed, at the time of processing. For the resulting object, the same shall apply to the object created by processing as to the object of sale delivered under reservation. The same applies to the item produced by processing as for the purchased item supplied subject to reservation.
  - 11.8 Should the purchased item be mixed inseparably with other objects not belonging to us, we shall acquire co-ownership of the new item in proportion of the value of the purchased item (final amount of invoice, including VAT) to the other admixed objects, at the time of mixing. Should the mixing operation take place in such a way that the purchaser's item should be regarded as the main item, it is deemed to have been agreed that the purchaser transfers to us co-ownership in proportion. The purchaser preserves the sole ownership or co-ownership which has thus arisen, for us.

## 12. Place of performance, venue, law applicable

- 12.1 Our registered office shall be the place of performance and jurisdiction for all rights and obligations arising from our deliveries and services. We are optionally entitled to sue at the buyer's place of business.
- 12.2 Austrian law shall apply exclusively. The application of the UN Convention on Contracts for the International Sale of Goods (CISG) is excluded.
- 12.3 The data provided by the Buyer shall be stored and processed by electronic data processing, insofar as this is permissible under the Data Protection Act.

Issued: Jan 2021/GL

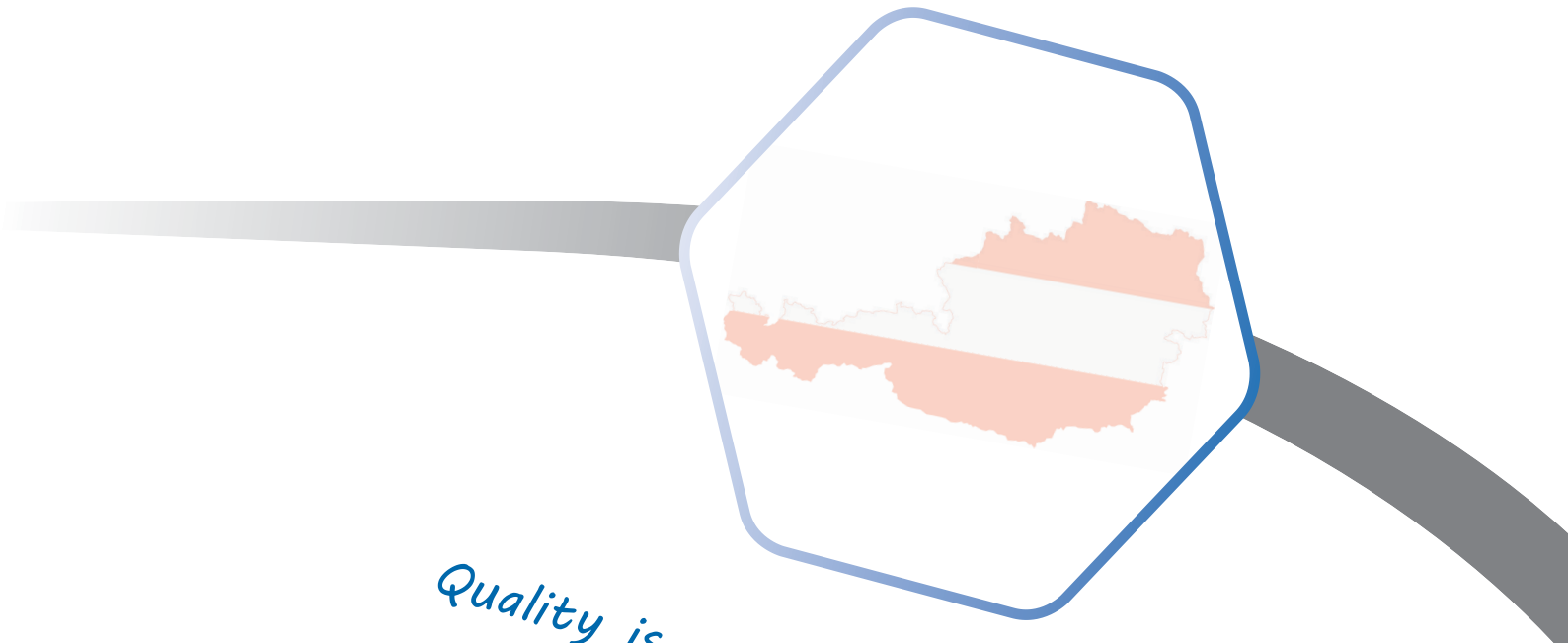


## DENDIA

© Dendia GmbH, Feldkirch, Austria.  
All rights of distribution, including phototechnical reproduction, reprinting (including excerpts) or storage and recovery in data processing systems of all kinds are reserved and require written permission. Product, color changes, typesetting and printing errors reserved.

Edition: January 2024

Art. No.:108010.5950.0001



*Quality is not a characteristic  
it is a claim!*

**DENDIA**  
DENTAL INSTRUMENTS

**DENDIA GMBH**

Reichsstraße 126  
6800 Feldkirch, Austria

T +43 (0)5522 819 44  
sales@dendiadental.com

WWW.DENDIADENTAL.COM

**Your local dealer:**

